



# K2

## Quick Start Guide

[www.ezvizlife.com](http://www.ezvizlife.com)


COPYRIGHT ©2018 Hangzhou Hikvision Digital Technology Co., Ltd. or its subsidiaries.  
ALL RIGHTS RESERVED.

#### About this Manual

The Manual includes instructions for using and managing the product. Pictures, charts, images and all other information hereinafter are for description and explanation only. The information contained in the Manual is subject to change, without notice, due to firmware updates or other reasons. Please find the latest version in the **ezviz**™ website (<http://www.ezvizlife.com>).

Any and all information, including, among others, wordings, pictures, graphs are the properties of Hangzhou Hikvision Digital Technology Co., Ltd. or its subsidiaries (hereinafter referred to be "Hikvision"). This user manual (hereinafter referred to be "the Manual") cannot be reproduced, changed, translated, or distributed, partially or wholly, by any means, without the prior written permission of Hikvision. Unless otherwise stipulated, Hikvision does not make any warranties, guarantees or representations, express or implied, regarding to the Manual.

#### Trademarks Acknowledgement

**ezviz**™, ™, and other Hikvision's trademarks and logos are the properties of Hikvision in various jurisdictions. Other trademarks and logos mentioned below are the properties of their respective owners.

#### Legal Disclaimer

TO THE MAXIMUM EXTENT PERMITTED BY APPLICABLE LAW, THE PRODUCT DESCRIBED, WITH ITS HARDWARE, SOFTWARE AND FIRMWARE, IS PROVIDED "AS IS", WITH ALL FAULTS AND ERRORS, AND HIKVISION MAKES NO WARRANTIES, EXPRESS OR IMPLIED, INCLUDING WITHOUT LIMITATION, MERCHANTABILITY, SATISFACTORY QUALITY, FITNESS FOR A PARTICULAR PURPOSE, AND NON-INFRINGEMENT OF THIRD PARTY. IN NO EVENT WILL HIKVISION, ITS DIRECTORS, OFFICERS, EMPLOYEES, OR AGENTS BE LIABLE TO YOU FOR ANY SPECIAL, CONSEQUENTIAL, INCIDENTAL, OR INDIRECT DAMAGES, INCLUDING, AMONG OTHERS, DAMAGES FOR LOSS OF BUSINESS PROFITS, BUSINESS INTERRUPTION, OR LOSS OF DATA OR DOCUMENTATION, IN CONNECTION WITH THE USE OF THIS PRODUCT, EVEN IF HIKVISION HAS BEEN ADVISED OF THE POSSIBILITY OF SUCH DAMAGES.

TO THE MAXIMUM EXTENT PERMITTED BY APPLICABLE LAW, IN NO EVENT SHALL HIKVISION'S TOTAL LIABILITY FOR ALL DAMAGES EXCEED THE PURCHASE PRICE THE PRODUCT.

HIKVISION does not undertake any liability for personal injury or property damage, as the result of product interruption or service termination cause by: a) improper

installation or usage other than as requested; b) the protection of national or public interests; c) Force Majeure; d) yourself or the third party, including not limitation, using any third party's products, software, applications, and among others.

REGARDING TO THE PRODUCT WITH INTERNET ACCESS, THE USE OF PRODUCT SHALL BE WHOLLY AT YOUR OWN RISKS. HIKVISION SHALL NOT TAKE ANY RESPONSIBILITIES FOR ABNORMAL OPERATION, PRIVACY LEAKAGE OR OTHER DAMAGES RESULTING FROM CYBER ATTACK, HACKER ATTACK, VIRUS INSPECTION, OR OTHER INTERNET SECURITY RISKS; HOWEVER, HIKVISION WILL PROVIDE TIMELY TECHNICAL SUPPORT IF REQUIRED.

The purpose of the Products is to provide an adequate warning in the event of illegal encroachment in certain area; however, the proper installation of the Products will not eliminate, but only reduce, that accidents will not occur or that there will be no personal injury or property loss as a result. You are highly recommended to raise your vigilance and strengthen the safety awareness in the daily life.

SURVEILLANCE LAWS VARY BY JURISDICTION. PLEASE CHECK ALL RELEVANT LAWS IN YOUR JURISDICTION BEFORE USING THIS PRODUCT IN ORDER TO ENSURE THAT YOUR USE CONFORMS TO THE APPLICABLE LAW. YOU FURTHER AGREE THAT THIS PRODUCT IS ONLY FOR CIVIL USE, AND HIKVISION SHALL NOT BE LIABLE IN THE EVENT THAT THIS PRODUCT IS USED WITH ILLEGITIMATE PURPOSES, SUCH AS THIRD PARTY RIGHTS INFRINGEMENT, MEDICAL TREATMENT, SAFETY EQUIPMENT OR OTHER SITUATIONS WHERE THE PRODUCT FAILURE COULD LEAD TO DEATH OR PERSONAL INJURY, OR WEAPON OF MASS DESTRUCTION, CHEMICAL AND BIOLOGICAL WEAPON, NUCLEAR EXPLOSION, AND ANY UNSAFE NUCLEAR ENERGY USES OR ANTI-HUMANITY USAGES. YOU SHOULD UNDERTAKE ALL RESPONSIBILITIES FOR LOSSES OR DAMAGES RESULTING FROM THE ABOVE USAGES WHATSOEVER.

IN THE EVENT OF ANY CONFLICTS BETWEEN THE ABOVE AND THE APPLICABLE LAW, THE LATER PREVAILS.

## **Regulatory Information**

### FCC Information

FCC compliance: This device complies with Part 15 of the FCC Rules. Operation is subject to the following two conditions:

- (1) This device may not cause harmful interference, and
- (2) This device must accept any interference received, including interference that may cause undesired operation.

Note: This product has been tested and found to comply with the limits for a Class B digital device, pursuant to Part 15 of the FCC Rules. These limits are designed to provide reasonable

protection against harmful interference in a residential installation. This product generates, uses, and can radiate radio frequency energy and, if not installed and used in accordance with the instructions, may cause harmful interference to radio communications. However, there is no guarantee that interference will not occur in a particular installation. If this product does cause harmful interference to radio or television reception, which can be determined by turning the equipment off and on, the user is encouraged to try to correct the interference by one or more of the following measures:

- Reorient or relocate the receiving antenna.
- Increase the separation between the equipment and receiver.
- Connect the equipment into an outlet on a circuit different from that to which the receiver is connected.
- Consult the dealer or an experienced radio/TV technician for help.

Please take attention that changes or modification not expressly approved by the party responsible for compliance could void the user's authority to operate the equipment.

This equipment should be installed and operated with a minimum distance 20cm between the radiator and your body

This device complies with Industry Canada licence-exempt RSS standard(s). Operation is subject to the following two conditions:

- (1) this device may not cause interference, and
- (2) this device must accept any interference, including interference that may cause undesired operation of the device.

Under Industry Canada regulations, this radio transmitter may only operate using an antenna of a type and maximum (or lesser) gain approved for the transmitter by Industry Canada. To reduce potential radio interference to other users, the antenna type and its gain should be so chosen that the equivalent isotropically radiated power (e.i.r.p.) is not more than that necessary for successful communication.

EU Conformity Statement



This product and - if applicable - the supplied accessories too are marked with "CE" and comply therefore with the applicable harmonized European standards listed under the Radio Equipment Directive 2014/53/EU, the EMC Directive 2014/30/EU, the RoHS Directive 2011/65/EU.



2012/19/EU (WEEE directive): Products marked with this symbol cannot be disposed of as unsorted municipal waste in the European Union. For proper recycling, return this product to your local supplier upon the purchase of equivalent new equipment, or dispose of it at designated collection points.



For more information see: [www.recyclethis.info](http://www.recyclethis.info).



2006/66/EC and its amendment 2013/56/EU (battery directive): This product contains a battery that cannot be disposed of as unsorted municipal waste in the European Union. See the product documentation for specific battery information. The battery is marked with this symbol, which may include lettering to indicate cadmium (Cd), lead (Pb), or mercury (Hg). For proper recycling, return the battery to your supplier or to a designated collection point. For more information see: [www.recyclethis.info](http://www.recyclethis.info).

## EC DECLARATION OF CONFORMITY

Hereby, Hangzhou Hikvision Digital Technology Co., Ltd. declares that the radio equipment type [CS-AS200] is in compliance with Directive 2014/53/EU.

The full text of the EC DECLARATION OF CONFORMITY is available at the following web link:

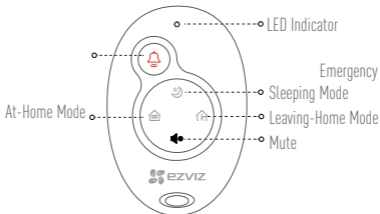
<http://www.ezvizlife.com/declaration-of-conformity>.






Due to the product shape and dimension, the name and address of the importer/manufacturer are printed on the package.

**SAVE THIS MANUAL FOR FUTURE REFERENCE**

# ENGLISH

## Remote Introduction



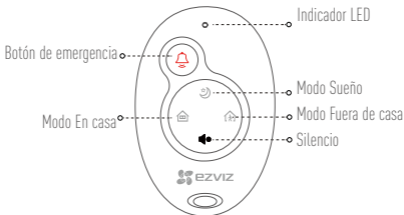
Name	Description
LED Indicator	Flicker when any button is pressed.
	Press to send emergency alarm.
	Press to switch to At-Home mode.
	Press to switch to Sleeping mode.
	Press to switch to Leaving-Home mode.
	Press to turn off the voice prompts.



- K2 should be used cooperating with the Home Sense Alarm Hub. Refer to the Quick Start Guide of Home Sense Alarm Hub for detailed operation instructions.
- Working temperature: -10°C to 55°C (14°F to 131°F)
- Working humidity: 10% to 90% (non-condensing)

# ESPAÑOL

## Introducción al mando a distancia



Nombre

Description

Indicador LED

Parpadea cuando se pulsa cualquier botón.



Pulse para enviar una alarma de emergencia.



Pulse para cambiar la modo En casa.



Pulse para cambiar la modo Sueño.



Pulse para cambiar la modo Fuera de casa.

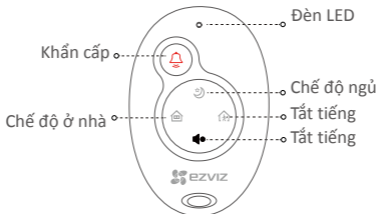








Pulse el botón para desactivar los avisos de voz.



- El mando a distancia incluido en el paquete está conectado al A1 de manera predeterminada. Consulte el paso 3 de la sección de funcionamiento para conectar otro mando a distancia al A1 si el mando no funciona normalmente o tiene uno nuevo.
- Las descripciones anteriores del modo de armado hacen referencia a la configuración predeterminada. Puede utilizar la aplicación EZVIZ para personalizar el estado de armado de los detectores en cada modo de armado y cambiar el modo de armado.

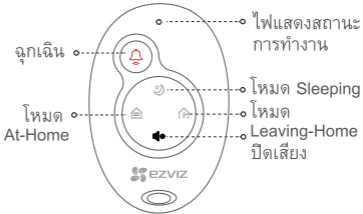
## Giới thiệu K2



Tên	Mô tả
Đèn LED	Nháy khi nhấn vào bất kỳ nút nào.
	Nhấn và giữ nút khoảng 2 giây để gửi báo động khẩn cấp.
	Nhấn để chuyển sang chế độ ở nhà.
	Nhấn để chuyển sang chế độ ngủ.
	Nhấn để chuyển sang chế độ vắng nhà.
	Nhấn để tắt hướng dẫn bằng giọng nói.
	<ul style="list-style-type: none"> <li>K2 nên được sử dụng cùng với Cổng chuông báo Internet. Tham khảo Hướng dẫn Sử dụng nhanh của Cổng chuông báo Internet để xem hướng dẫn vận hành chi tiết.</li> <li>Nhiệt độ làm việc: -10°C đến 55°C (14°F đến 131°F)</li> <li>Độ ẩm làm việc: 10% đến 90% (không ngưng tụ)</li> </ul>



## การแนะนำ K2



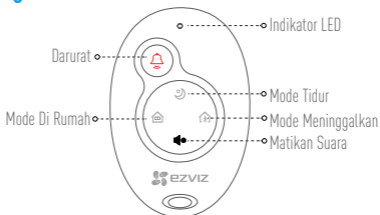
## ชื่อ คำอธิบาย

ไฟแสดงสถานะการทำงาน	แสงกะพริบเมื่อมีการกดปุ่มใด ๆ
	กดปุ่มค้างไว้ 2 วินาทีเพื่อส่งสัญญาณแจ้งเตือนภัยฉุกเฉิน
	กดเพื่อสลับเป็นโหมด At-Home
	กดเพื่อสลับเป็นโหมด Sleeping
	กดเพื่อสลับเป็นโหมด Leaving-Home
	กดเพื่อปิดหน้าต่างแจ้งเตือนแบบมีเสียง



- ควรใช้ K2 ร่วมกับฮับสัญญาณแจ้งเตือนภัยผ่านทางอินเทอร์เน็ต สำหรับวิธีการใช้งานอย่างละเอียด โปรดดูที่คู่มือการเริ่มใช้งานอย่างรวดเร็วของฮับสัญญาณแจ้งเตือนภัยผ่านทางอินเทอร์เน็ต
- อุณหภูมิในการใช้งาน:  $-10^{\circ}\text{C}$  ถึง  $55^{\circ}\text{C}$  ( $14^{\circ}\text{F}$  ถึง  $131^{\circ}\text{F}$ )
- ช่วงความชื้นในการใช้งาน : 10% ถึง 90% (ไม่มีการควบแน่น)

## Pengenalan K2



Naam	Beschrijving
------	--------------

LED	Berkedip jika tombol apa pun ditekan.
-----	---------------------------------------



Tekan dan tahan tombol selama 2 detik untuk mengirim alarm darurat.



Tekan untuk beralih ke mode Di Rumah.



Tekan untuk beralih ke mode Tidur.



Tekan untuk beralih ke mode Meninggalkan Rumah.

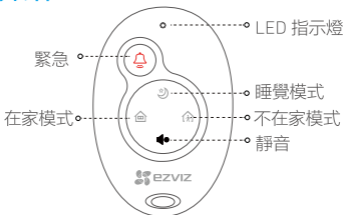


Tekan untuk menonaktifkan petunjuk suara.



- K2 harus digunakan dengan Hub Alarm Internet. Lihat Panduan Mulai Cepat dari Hub Alarm Internet untuk instruksi pengoperasian terperinci.
- Suhu pengoperasian: -10°C hingga 55°C (14°F hingga 131°F)
- Kelembapan pengoperasian: 10% hingga 90% (non-kondensasi)

## K2 介紹



## 名稱 說明

LED

按下任何按鈕都會閃爍。



按住按鈕 2 秒以傳送緊急警報。



按下可切換到「在家」模式。



按下可切換到「睡覺」模式。



按下可切換到「不在家」模式。



按下以關閉語音提示。



- K2 應搭配網際網路警報控制中心使用。如需詳細操作指示，請參閱網際網路警報控制中心的「快速使用指南」。
- 作業溫度：-10°C 到 55°C ( 14°F 到 131°F )
- 作業濕度：10% 至 90% ( 無凝結 )

## 低功率電波輻射性電機管理辦法

### 第十二條

經型式認證合格之低功率射頻電機，非經許可，公司、商號或使用者均不得擅自變更頻率、加大功率或變更原設計之特性及功能。

### 第十四條

低功率射頻電機之使用不得影響飛航安全及干擾合法通信；經發現有干擾現象時，應立即停用，並改善至無干擾時方得繼續使用。

前項合法通信，指依電信法規定作業之無線電通信。低功率射頻電機須忍受合法通信或工業、科學及醫療用電波輻射性電機設備之干擾。

