

EN

KO

VN

THAI

ID

繁中

JP



Quick Start Guide

COPYRIGHT © Hangzhou EZVIZ Software Co., Ltd.. ALL RIGHTS RESERVED.

Any and all information, including, among others, wordings, pictures, graphs are the properties of Hangzhou EZVIZ Software Co., Ltd. (hereinafter referred to as “EZVIZ”). This user manual (hereinafter referred to as “the Manual”) cannot be reproduced, changed, translated, or distributed, partially or wholly, by any means, without the prior written permission of EZVIZ. Unless otherwise stipulated, EZVIZ does not make any warranties, guarantees or representations, express or implied, regarding to the Manual.


About this Manual

The Manual includes instructions for using and managing the product. Pictures, charts, images and all other information hereinafter are for description and explanation only. The information contained in the Manual is subject to change, without notice, due to firmware updates or other reasons. Please find the latest version in the **EZVIZ™** website (<http://www.ezvizlife.com>).

Revision Record

New release – January, 2019

Trademarks Acknowledgement

EZVIZ™, ™, and other EZVIZ's trademarks and logos are the properties of EZVIZ in various jurisdictions. Other trademarks and logos mentioned below are the properties of their respective owners.

Legal Disclaimer

TO THE MAXIMUM EXTENT PERMITTED BY APPLICABLE LAW, THE PRODUCT DESCRIBED, WITH ITS HARDWARE, SOFTWARE AND FIRMWARE, IS PROVIDED “AS IS”, WITH ALL FAULTS AND ERRORS, AND EZVIZ MAKES NO WARRANTIES, EXPRESS OR IMPLIED, INCLUDING WITHOUT LIMITATION, MERCHANTABILITY, SATISFACTORY QUALITY, FITNESS FOR A PARTICULAR PURPOSE, AND NON-INFRINGEMENT OF THIRD PARTY. IN NO EVENT WILL EZVIZ, ITS DIRECTORS, OFFICERS, EMPLOYEES, OR AGENTS BE LIABLE TO YOU FOR ANY SPECIAL, CONSEQUENTIAL, INCIDENTAL, OR INDIRECT DAMAGES, INCLUDING, AMONG OTHERS, DAMAGES FOR LOSS OF BUSINESS PROFITS, BUSINESS INTERRUPTION, OR LOSS OF DATA OR DOCUMENTATION, IN CONNECTION WITH THE USE OF THIS PRODUCT, EVEN IF EZVIZ HAS

BEEN ADVISED OF THE POSSIBILITY OF SUCH DAMAGES. TO THE MAXIMUM EXTENT PERMITTED BY APPLICABLE LAW, IN NO EVENT SHALL EZVIZ'S TOTAL LIABILITY FOR ALL DAMAGES EXCEED THE ORIGINAL PURCHASE PRICE OF THE PRODUCT. EZVIZ DOES NOT UNDERTAKE ANY LIABILITY FOR PERSONAL INJURY OR PROPERTY DAMAGE AS THE RESULT OF PRODUCT INTERRUPTION OR SERVICE TERMINATION CAUSED BY: A) IMPROPER INSTALLATION OR USAGE OTHER THAN AS REQUESTED; B) THE PROTECTION OF NATIONAL OR PUBLIC INTERESTS; C) FORCE MAJEURE; D) YOURSELF OR THE THIRD PARTY, INCLUDING WITHOUT LIMITATION, USING ANY THIRD PARTY'S PRODUCTS, SOFTWARE, APPLICATIONS, AND AMONG OTHERS.

REGARDING TO THE PRODUCT WITH INTERNET ACCESS, THE USE OF PRODUCT SHALL BE WHOLLY AT YOUR OWN RISKS. EZVIZ SHALL NOT TAKE ANY RESPONSIBILITIES FOR ABNORMAL OPERATION, PRIVACY LEAKAGE OR OTHER DAMAGES RESULTING FROM CYBER ATTACK, HACKER ATTACK, VIRUS INSPECTION, OR OTHER INTERNET SECURITY RISKS; HOWEVER, EZVIZ WILL PROVIDE TIMELY TECHNICAL SUPPORT IF REQUIRED. SURVEILLANCE LAWS AND DATA PROTECTION LAWS VARY BY JURISDICTION. PLEASE CHECK ALL RELEVANT LAWS IN YOUR JURISDICTION BEFORE USING THIS PRODUCT IN ORDER TO ENSURE THAT YOUR USE CONFORMS TO THE APPLICABLE LAW. EZVIZ SHALL NOT BE LIABLE IN THE EVENT THAT THIS PRODUCT IS USED WITH ILLEGITIMATE PURPOSES.

IN THE EVENT OF ANY CONFLICTS BETWEEN THE ABOVE AND THE APPLICABLE LAW, THE LATTER PREVAILS.

Regulatory Information

FCC Information

This device complies with Part 15 of the FCC Rules. Operation is subject to the following two conditions:

- (1) This device may not cause harmful interference, and
- (2) This device must accept any interference received, including interference that may cause undesired operation.

Note: This product has been tested and found to comply with the limits for a Class B digital device, pursuant to Part 15 of the FCC Rules. These limits are designed to provide reasonable protection against harmful interference in a residential installation. This product generates, uses,

and can radiate radio frequency energy and, if not installed and used in accordance with the instructions, may cause harmful interference to radio communications. However, there is no guarantee that interference will not occur in a particular installation. If this product does cause harmful interference to radio or television reception, which can be determined by turning the equipment off and on, the user is encouraged to try to correct the interference by one or more of the following measures:

- Reorient or relocate the receiving antenna.
- Increase the separation between the equipment and receiver.
- Connect the equipment into an outlet on a circuit different from that to which the receiver is connected.
- Consult the dealer or an experienced radio/TV technician for help.

Please take attention that changes or modification not expressly approved by the party responsible for compliance could void the user's authority to operate the equipment.

This equipment should be installed and operated with a minimum distance 20cm between the radiator and your body.

This device complies with Industry Canada licence-exempt RSS standard(s). Operation is subject to the following two conditions:

- (1) this device may not cause interference, and
- (2) this device must accept any interference, including interference that may cause undesired operation of the device.

Under Industry Canada regulations, this radio transmitter may only operate using an antenna of a type and maximum (or lesser) gain approved for the transmitter by Industry Canada. To reduce potential radio interference to other users, the antenna type and its gain should be so chosen that the equivalent isotropically radiated power (e.i.r.p.) is not more than that necessary for successful communication.

EU Conformity Statement



This product and - if applicable - the supplied accessories too are marked with "CE" and comply therefore with the applicable harmonized European standards listed under the Radio Equipment Directive 2014/53/EU, the EMC Directive 2014/30/EU, the RoHS Directive 2011/65/EU.

2012/19/EU (WEEE directive): Products marked with this symbol cannot be disposed of as unsorted municipal waste in the European Union. For proper recycling, return this product to your local supplier upon the purchase of equivalent new equipment, or dispose of it at designated collection points. For more information see: www.recyclethis.info.



2006/66/EC and its amendment 2013/56/EU (battery directive): This product contains a battery that cannot be disposed of as unsorted municipal waste in the European Union. See the product documentation for specific battery information. The battery is marked with this symbol, which may include lettering to indicate cadmium (Cd), lead (Pb), or mercury (Hg). For proper recycling, return the battery to your supplier or to a designated collection point. For more information see: www.recyclethis.info.



Industry Canada ICES-003 Compliance

This device meets the CAN ICES-3 (B)/NMB-3(B) standards requirements.

EC DECLARATION OF CONFORMITY

Hereby, Hangzhou EZVIZ Software Co.,Ltd. declares that the radio equipment type [CS-DP1C] is in compliance with Directive 2014/53/EU. The full text of the EC DECLARATION OF CONFORMITY is available at the following web link:

<http://www.ezvizlife.com/declaration-of-conformity>.

Safety Instruction

Due to the product shape and dimension, the name and address of the importer/manufacturer are printed on the package.

Customer Service

For more information, please visit www.ezvizlife.com.

Need help? Please visit "www.ezvizlife.com/inter/page/contact-us" for our local contact details.

SAVE THIS MANUAL FOR FUTURE REFERENCE

Attention

EN

- Do not expose the camera to the harsh environment like high temperature, humid, salt mist or rain, otherwise, the device may be damaged.
- Do not press the sensor or lens of the camera, otherwise, the device may be damaged.
- Do not pull the wire of the camera hard, and protect yourself from being cut by the wire. Damage to the wire due to inappropriate operation is not included in the warranty.
- Use the exclusively power adapter to charge the panel, otherwise, the system may be damaged.

Box Content



Camera (x1)



Panel (x1)



Mounting Base (x1)



Power Adapter (x1)



Screws (x6)

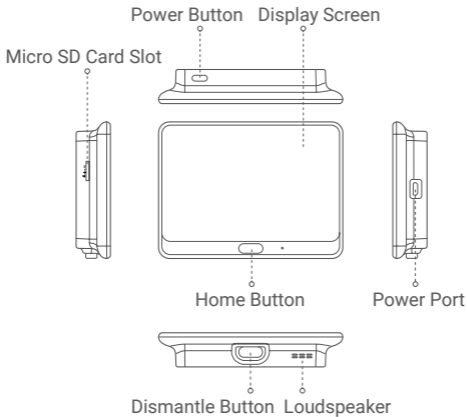


Cable (x1)

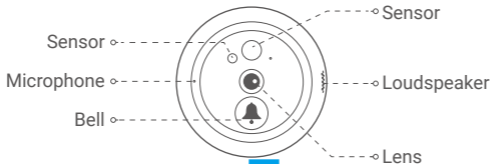


Quick Start Guide (x1)

Overview Panel



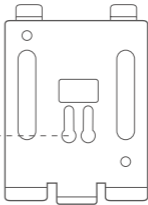
Camera



Mounting Base

EN

Mounting Hole



Installation

If you already have a peephole, install the device in the same place. If not, please drill a hole of diameter about 18mm and about 145cm distance from the ground to have a good viewing effect.

1



Measure the door's thickness and select the appropriate screws.

Thickness

Screw

35 to 60mm



60 to 95mm



95 to 105mm




2



Turn the screws into the back of camera.

3



Tear off the release paper.

4



Pass screws and wire through the door. You can roll up the paper to help.

5




Adjust camera's position and push it close to the door gently.

6



Pass screws and wire through the mounting base.

7



Adjust the mounting base's position and tighten the screw.

8



Connect the panel with the camera's wire.

9



Put the panel into the mounting base.

10



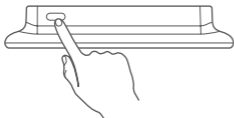
Hold the dismantle button until the panel is well buckled.

11




Installation complete.

Power on



Hold the power button for 3 seconds to power on the panel.



Tap the Home button to see live view.

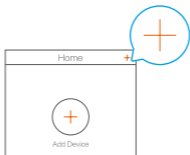
Add to EZVIZ App

1 Create a user account.

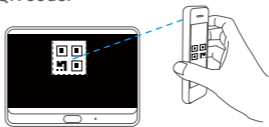
- Connect your mobile phone to Wi-Fi (suggested).
- Search for "EZVIZ" in the App Store or Google Play™.
- Download and install the EZVIZ app.
- Launch the app and register an EZVIZ user account.

2 Add camera to EZVIZ.

- Log in the EZVIZ app.
- On the Home screen, tap "+" on the upper-right corner to go to the scan QR code page.



- Scan the QR code.

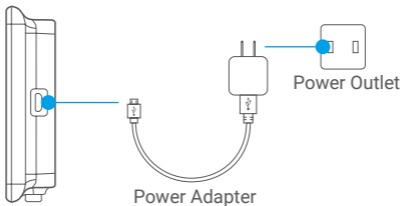


- Follow the EZVIZ app wizard to finish Wi-Fi configuration.

- i** If you failed to get the QR code or want to reconfigure Wi-Fi, please hold the Home button for 5 seconds to reset and repeat the steps above.

Charge the Panel

Connect the panel with the power outlet via power adapter.



- i** You can also take off the panel to charge by holding the dismantle button to remove it from the mounting base. Please disconnect the wire carefully.

주의

- 카메라를 고온, 습기, 연무, 비와 같은 혹독한 환경에 노출하지 마십시오. 혹독한 환경에 노출되면 장비가 손상될 수 있습니다.
- 카메라의 센서 또는 렌즈를 누르지 마십시오. 센서 또는 렌즈가 눌리면 장비가 손상될 수 있습니다
- 카메라의 전선을 세게 잡아 당기지 말고, 전선이 절단/손상되지 않도록 주의하십시오. 부적절한 작동으로 인한 전선 손상은 보증에 포함되지 않습니다.
- 전용 전원 어댑터를 사용하여 패널을 충전하십시오. 전용 전원 어댑터를 사용하지 않으면 시스템이 손상될 수 있습니다.

박스 내용물



카메라 (1 개)



패널 (1 개)



마운트 베이스 (1 개)



전원 어댑터 (1 개)



나사 (6 개)



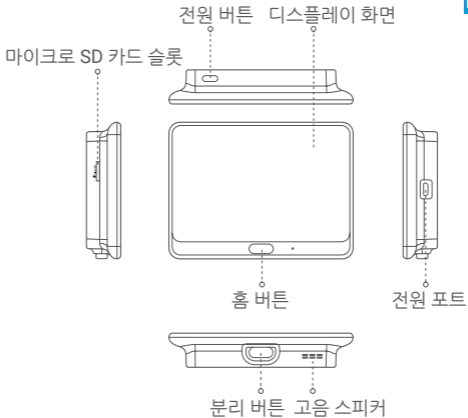
케이블 (1 개)



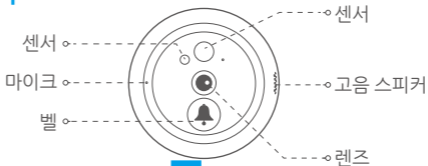
빠른 시작 가이드 (1 개)

소개 패널

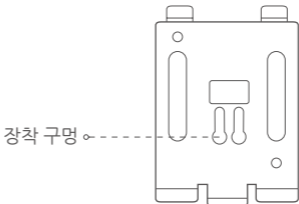
KO



카메라



마운트 베이스



설치

이미 문구멍이 있다면 같은 장소에 장비를 설치하십시오. 그렇지 않다면, 시야각을 적절히 확보하기 위해 지면에서 약 145cm 거리에 지름 18mm 의 구멍을 뚫어 주십시오.

1



문 두께를 측정하고 적절한 나사를 선택해 주십시오.

두께	나사
35 ~ 60mm	
60 ~ 95mm	
95 ~ 105mm	


i 이 기기는 가정용으로 전자파적합등록을 한 기기로서 주거지역은 물론 모든 지역에서 사용할 수 있습니다. 위와 같은 무선설비는 전파혼선의 가능성이 있으므로 인명안전과 관련된 서비스는 할 수 없습니다.

2



나사를 카메라 뒤쪽으로 돌립니다.

3



접착 용지를 떼어냅니다.

KO

4



문을 통해 나사와 전선을 통과시킵니다. 종이를 말아 사용하면 수월하게 통과시킬 수 있습니다.

5




카메라의 위치를 조정하고 문에 가깝게 부드럽게 밀니다.

6



마운트 베이스를 통해 나사와 전선을 통과시킵니다.

7



마운트 베이스의 위치를 조정하고 나사를 조입니다.

8



패널을 카메라의 전선과 연결합니다.

9



패널을 마운트 베이스에 넣습니다.

10



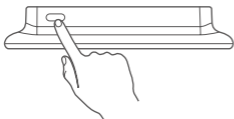
패널이 잘 고정될 때까지 분리 버튼을 누릅니다.

11

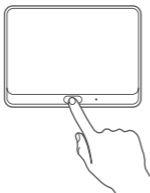


설치를 완료했습니다.

전원 켜기



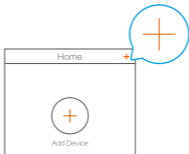
패널의 전원을 켜려면 전원 버튼을 3 초 동안 누릅니다.



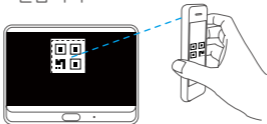
실시간 보기를 보려면 홈 버튼을 누릅니다.

EZVIZ 앱에 추가하기

- 1 사용자 계정을 생성합니다.
 - 휴대전화를 Wi-Fi 에 연결합니다 (권장).
 - App Store 또는 Google Play™에서 EZVIZ 를 검색합니다.
 - EZVIZ 앱을 다운로드해 설치합니다.
 - 앱을 실행하여 EZVIZ 사용자 계정을 등록합니다.
- 2 EZVIZ 에 카메라를 추가합니다.
 - EZVIZ 앱에 로그인합니다.
 - 홈 화면의 오른쪽 상단 코너에 있는 “+” 를 탭 해 QR 코드 스캔 페이지로 이동합니다.



-QR 코드를 스캔합니다.

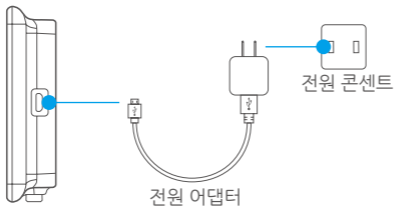


-EZVIZ 앱 마법사를 따라 Wi-Fi 구성을 완료하십시오.

- i** QR 코드를 가져오지 못했거나 Wi-Fi 를 재구성하려면 홈 버튼을 5 초간 눌러 재설정된 다음 위 단계를 반복합니다.

패널 충전하기

전원 어댑터를 통해 패널을 전원 콘센트에 연결합니다.



- i** 분리 버튼을 누른 상태로 마운트 베이스에서 제거하여 패널을 분리한 다음 충전할 수도 있습니다. 전선을 조심스럽게 분리해 주십시오.

Chú ý

- Không để camera ở môi trường khắc nghiệt như nhiệt độ cao, ẩm ướt, sương muối hoặc mưa, nếu không, thiết bị có thể bị hỏng.
- Không nhấn cảm biến hoặc ống kính của camera, nếu không, thiết bị có thể bị hỏng.
- Không kéo mạnh dây camera và tránh để dây bị đứt/ hỏng. Nếu dây điện bị hỏng do thao tác không phù hợp sẽ không được bảo hành.
- Sử dụng bộ chuyển đổi nguồn chính hãng để sạc bằng điều khiển, nếu không, hệ thống có thể bị hỏng.

VN

Thành phần trong hộp



Camera (x1)



Bảng điều khiển (x1)



Đế gắn (x1)



Bộ đổi nguồn (x1)



Ốc vít (x6)



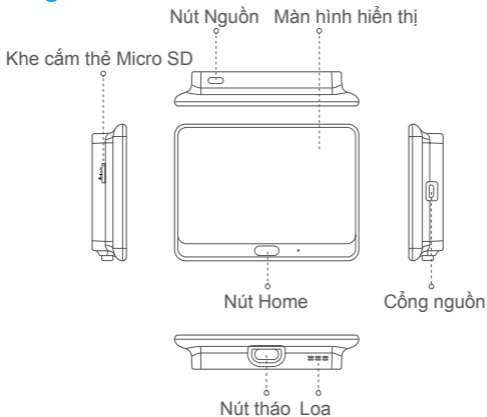
Cáp (x1)



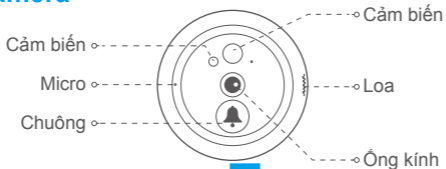
Hướng dẫn sử dụng nhanh (x1)

Tổng quan

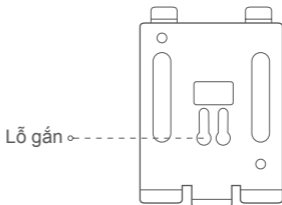
Bảng điều khiển



Camera



Để gắn









Lắp đặt

Nếu bạn đã có lỗ quan sát, hãy lắp đặt thiết bị tại cùng vị trí. Nếu không, hãy khoan một lỗ có đường kính khoảng 18mm và cách mặt đất khoảng 145cm để đạt được hiệu quả quan sát tốt.

1



Đo độ dày của cửa và chọn ốc vít thích hợp.


Độ dày	Ốc vít
35 đến 60mm	
60 đến 95mm	
95 đến 105mm	
	
	
	

2



Xoay ốc vít vào mặt sau của camera.

3



Xé giấy chống dính ra khỏi sản phẩm.

4



Vẽ ốc vít và dây qua cửa. Bạn có thể cuộn thêm giấy.

5




Điều chỉnh vị trí của camera và đẩy nhẹ vào gần cửa.

6



Luồn ốc vít và dây qua để gắn.

7



Điều chỉnh vị trí của đế gắn và vặn chặt ốc vít.

8



Kết nối bảng điều khiển với dây camera.

9



Đặt bảng điều khiển vào để gắn.

VN

10



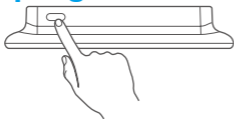
Giữ nút tháo cho đến khi bảng điều khiển được chốt hoàn toàn.

11

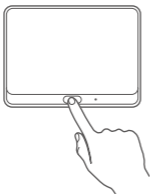


Hoàn tất lắp đặt.

Bật nguồn



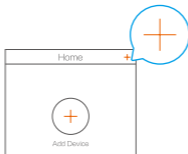
Giữ nút nguồn trong 3 giây để bật nguồn bảng điều khiển.



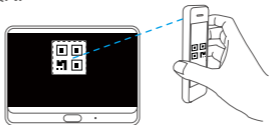
Nhấp nút Home để xem chế độ xem trực tiếp.

Thêm vào ứng dụng EZVIZ

- 1** Tạo tài khoản người dùng.
 - Kết nối điện thoại di động của bạn với Wi-Fi (được đề xuất).
 - Tìm kiếm "EZVIZ" trong App Store hoặc Google Play™.
 - Tải về và cài đặt ứng dụng EZVIZ.
 - Khởi chạy ứng dụng và đăng ký tài khoản người dùng trên EZVIZ.
- 2** Thêm camera vào EZVIZ.
 - Đăng nhập vào ứng dụng EZVIZ.
 - Trên màn hình Chính, chạm nút "+" ở góc phải trên cùng để truy cập vào trang quét mã QR.



- Quét mã QR.



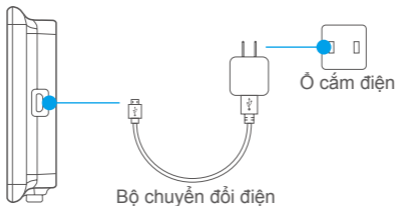
VN

- Làm theo hướng dẫn của ứng dụng EZVIZ để hoàn tất cấu hình Wi-Fi.

- i** Nếu bạn không thể nhận mã QR hoặc muốn cấu hình Wi-Fi, hãy giữ nút Home trong 5 giây để thiết lập lại và lặp lại các bước trên.

Sạc Bảng điều khiển

Kết nối bảng với ổ cắm điện thông qua bộ đổi nguồn.



- i** Bạn cũng có thể tháo bảng điều khiển để sạc bằng cách giữ nút tháo để tháo bảng điều khiển khỏi đế gắn. Cần thận ngắt kết nối dây.

โปรดทราบ

- อย่าติดตั้งกล่องในสภาพแวดล้อมที่รุนแรง เช่น อุณหภูมิสูง ความชื้น ละอองเกลือ หรือฝน เนื่องจากอาจทำให้อุปกรณ์เสียหายได้
- อย่ากดเซ็นเซอร์หรือเลนส์ของกล้อง เนื่องจากอาจทำให้อุปกรณ์เสียหายได้
- อย่าดึงสายไฟของกล่องแรงและหลีกเลี่ยงการตัด/ทำลายสายไฟ ความเสียหายของสายไฟเนื่องจากการใช้งานที่ไม่เหมาะสมจะไม่อยู่ภายใต้การรับประกัน
- ชาร์จแผงโดยใช้อะแดปเตอร์จ่ายไฟสำหรับแผงโดยเฉพาะ มิฉะนั้นระบบอาจเกิดความเสียหายได้

สิ่งที่บรรจุอยู่ในกล่อง



กล้อง (x1)



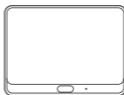
ฐานติดตั้ง (x1)



สกรู (x6)



สาย (x1)



แผง (x1)



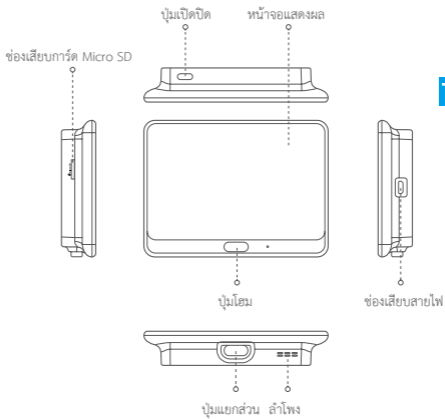
อะแดปเตอร์จ่ายไฟ (x1)



คู่มือการใช้งานฉบับย่อ (x1)

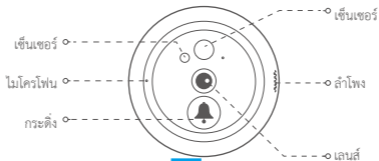
ภาพรวม

แผง

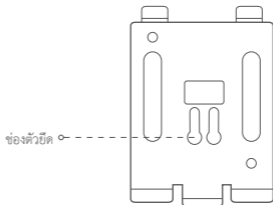


THAI

กล้อง



ฐานติดตั้ง



การติดตั้ง

หากคุณมีช่องมองอยู่แล้ว ให้ติดตั้งอุปกรณ์ในตำแหน่งเดียวกัน หากไม่มี โปรดเจาะรูโดยมีเส้นผ่านศูนย์กลางประมาณ 18 มม. และเว้นระยะห่างจากพื้น 145 ซม. เพื่อให้ผลระยะการมองเห็นที่ดี

1



วัดความหนาของประตูและเลือกสกรูที่เหมาะสม

ความหนา

สกรู

35-60 มม.



60-95 มม.



95-105 มม.




2



ชั้นสกรูเข้าทางด้านหลังของกล่อง

3



ลอกกระดาษปิดแถบกาวยอก

THAI

4



สอดสกรูและสายไฟผ่านช่องเจาะบนประตู คุณ
สามารถฉีกกระดาษเพื่อช่วยสอดผ่านช่อง

5




ปรับตำแหน่งของกล่องและค้อย ๆ
กดให้แน่นสนิทกับประตู

6



สอดสกรูและสายไฟผ่านฐานติดตั้ง

7



ปรับตำแหน่งของฐานติดตั้งและชั้นสกรูให้แน่น

8



ต่อแผงกับสายไฟของกล้อง

9



ใส่แผงเข้าไปในฐานติดตั้ง

10



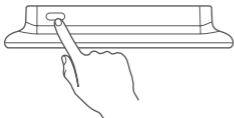
กดปุ่มแยกส่วนค้ำไว้จนกว่าแผงจะยึดติดแน่น

11

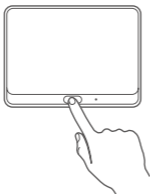


การติดตั้งเสร็จสมบูรณ์

เปิดเครื่อง



กดปุ่มเปิดปิดค้างไว้ 3 วินาทีเพื่อเปิดเครื่องแผง



กดปุ่มโฮมเพื่อคุมมุมมองสด

THAI

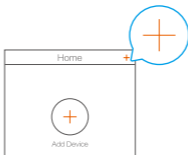
เพิ่มไปที่แอป EZVIZ

1 สร้างบัญชีผู้ใช้

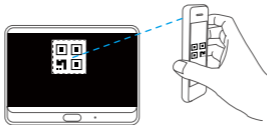
- เชื่อมต่ออุปกรณ์มือถือของคุณกับ Wi-Fi (แนะนำ)
- ค้นหา EZVIZ ใน App Store หรือ Google Play™
- ดาวน์โหลดและติดตั้งแอป EZVIZ
- เปิดใช้แอปและลงทะเบียนบัญชีผู้ใช้ EZVIZ

2 เพิ่มกล้องลงในแอป EZVIZ

- เข้าสู่ระบบแอป EZVIZ
- บนหน้าจอหลัก กด “+” ที่มุมขวาบนเพื่อไปที่หน้า “สแกนรหัสคิวอาร์”



- สแกนรหัสคิวอาร์



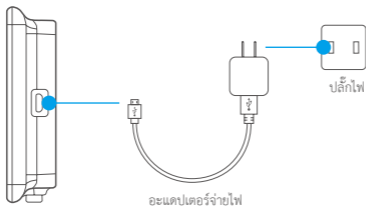
- ทำตามตัวช่วยของแอป EZVIZ เพื่อกำหนดค่า Wi-Fi ให้เสร็จเรียบร้อย



หากคุณไม่ได้รับรหัสคิวอาร์หรือต้องการกำหนดค่า Wi-Fi ใหม่ โปรดกดปุ่มโฮมค้างไว้ 5 วินาทีเพื่อรีเซ็ตและทำขั้นตอนด้านบนซ้ำ

ชาร์จไฟให้กับแผง

เชื่อมต่อแผงเข้ากับเต้าเสียบปลั๊กไฟด้วยอะแดปเตอร์จ่ายไฟ



คุณยังสามารถถอดแผงไปชาร์จโดยกดปุ่มแยกส่วนค้างไว้เพื่อถอดแผงออกจากรูติดตั้ง โปรดถอดสายไฟออกอย่างระมัดระวัง

Perhatian

- Jangan meletakkan kamera di lingkungan yang keras seperti tempat bersuhu tinggi, lembap, terpapar kabut atau hujan garam untuk mencegah kerusakan.
- Jangan menekan sensor atau lensa kamera untuk mencegah kerusakan.
- Jangan menarik kabel dengan kuat, dan upayakan untuk tidak merusak/memotong kabel. Kerusakan pada kabel karena kesalahan pengoperasian tidak termasuk dalam garansi.
- Gunakan adaptor daya khusus untuk mengisi daya panel untuk mencegah kerusakan sistem.

ID

Isi Kotak



Kamera (x1)



Panel (x1)



Dudukan Pemasangan (x1)



Adaptor Daya (x1)



Sekrup (x6)

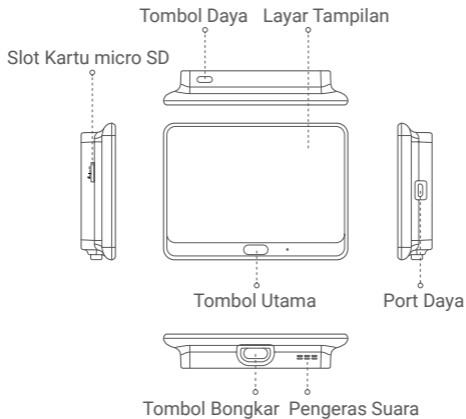


Kabel (x1)

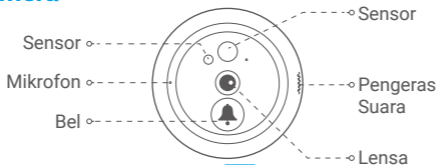


Buku Panduan (x1)

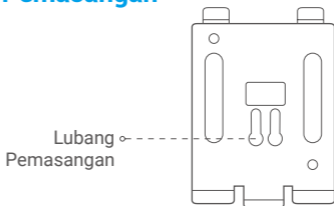
Gambaran Umum Panel



Kamera



Dudukan Pemasangan



Pemasangan

Jika sudah ada lubang sebelumnya, pasang perangkat di tempat yang sama. Jika belum, buat lubang berdiameter sekitar 18mm dan berjarak sekitar 145cm dari tanah menggunakan bor untuk memperoleh efek tampilan yang baik.

1



Ukur ketebalan pintu dan pilih sekrup yang sesuai.

Ketebalan

35 hingga 60 mm

60 hingga 95mm

95 hingga 105mm

Sekrup




2



Putar sekrup ke bagian belakang kamera.

3



Lepaskan kertas pelepas.

4



Lewatkan sekrup dan kabel melalui pintu. Gulung kertas untuk memudahkan jika perlu.

5




Sesuaikan posisi kamera lalu dorong mendekati pintu secara perlahan.

6



Lewatkan sekrup dan kabel melalui dudukan pemasangan.

7



Sesuaikan posisi dudukan pemasangan lalu kencangkan sekrup.

8



Sambungkan panel dengan kabel kamera.

9



Masukkan panel ke dalam dudukan pemasangan.

ID

10



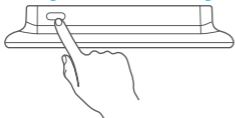
Tahan tombol bongkar hingga panel terpasang erat.

11

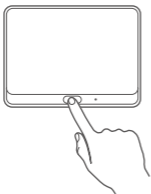


Pemasangan selesai.

Menyalakan daya



Tahan tombol daya selama 3 detik untuk menyalakan panel.



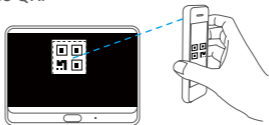
Ketuk tombol Utama untuk melihat tayangan langsung.

Tambahkan ke Aplikasi EZVIZ

- 1** **Buat akun pengguna.**
 - Sambungkan telepon seluler Anda ke Wi-Fi (disarankan).
 - Cari "EZVIZ" di App Store atau Google Play™.
 - Unduh dan instal aplikasi EZVIZ.
 - Mulai jalankan aplikasi dan daftarkan akun pengguna EZVIZ.
- 2** **Tambahkan kamera ke EZVIZ.**
 - Masuk ke aplikasi EZVIZ.
 - Di layar Utama, ketuk tanda "+" di sudut kanan atas untuk membuka halaman pemindaian kode QR.



-Pindai Kode QR.



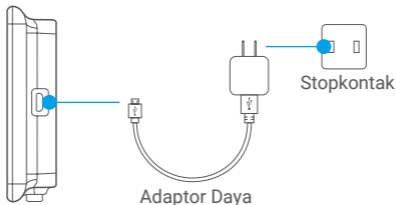
-Ikuti petunjuk aplikasi EZVIZ untuk menyelesaikan konfigurasi Wi-Fi.

ID

- i** Jika Anda gagal memperoleh kode QR atau ingin mengkonfigurasi ulang Wi-Fi, tahan tombol Utama selama 5 detik untuk mengatur ulang lalu ulangi langkah-langkah di atas.

Mengisi Daya Panel

Sambungkan panel ke stopkontak daya dengan adaptor daya.



- i** Anda juga dapat melepaskan panel yang akan diisi ulang dengan menahan tombol bongkar untuk melepasnya dari kedudukan pemasangan. Lepaskan kabel dengan hati-hati.

注意事項

- 請勿使攝影機曝露在高溫、潮濕、鹽霧或雨水等惡劣環境中，否則可能使裝置損壞。
- 請勿按壓攝影機的感測器或鏡頭，否則可能使裝置損壞。
- 請勿用力拉扯攝影機的電線，並避免切斷 / 破壞電線。保固不包括因操作不當所導致的電線損壞。
- 請使用專用電源變壓器為面板充電，否則可能使系統損壞。

包裝盒內容



攝影機 (x1)



面板 (x1)



壁掛底座 (x1)



電源變壓器 (x1)



螺絲 (x6)

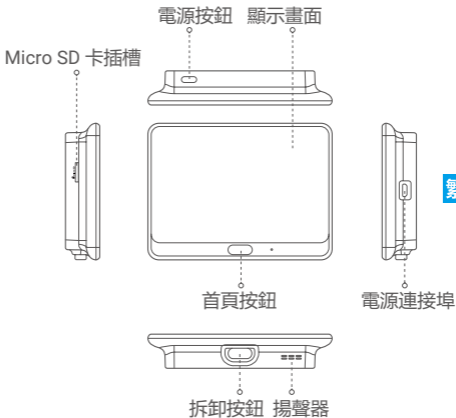


連接線 (x1)

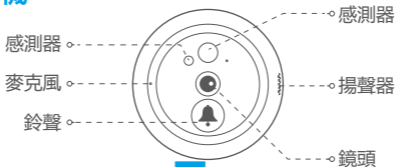


快速使用指南 (x1)

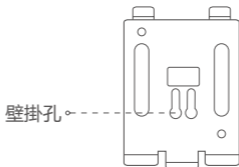
概覽 面板



攝影機



壁掛底座



安裝

如果您已經取得窺視孔，請將裝置安裝在相同地方。如果沒有，請鑽一個直徑約 18 公釐且距離地面約 145 公分的孔洞，以便擁有良好的觀看效果。

1



測量門的厚度並選擇合適的螺絲。

厚度

螺絲

35 至 60 公釐



60 至 95 公釐



95 至 105 公釐



i 低功率電波輻射性電機管理辦法

第十二條

經型式認證合格之低功率射頻電機，非經許可，公司、商號或使用者均不得擅自變更頻率、加大功率或變更原設計之特性及功能。

第十四條


低功率射頻電機之使用不得影響飛航安全及干擾合法通信；經發現有干擾現象時，應立即停用，並改善至無干擾時方得繼續使用。前項合法通信，指依電信法規定作業之無線電通信。低功率射頻電機須忍受合法通信或工業、科學及醫療用電波輻射性電機設備之干擾。

2



將螺絲鎖入攝影機背面。

3



撕下離型紙。

4



將螺絲和電線穿過門。您可將紙捲起，這樣會有幫助。

5




調整攝影機的位置，並且輕輕地將其推向門。

6



將螺絲和電線穿過壁掛底座。

7



調整壁掛底座的位置並鎖緊螺絲。

繁中

8



將面板與攝影機的電線連接。

9



將面板放入壁掛底座。

10



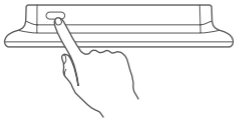
按住拆卸按鈕，
直到面板完全扣住。

11

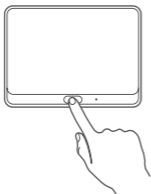


安裝完成。

開啟電源



按住電源按鈕 3 秒鐘以開啟面
板電源。

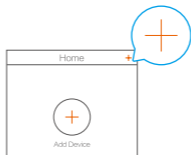


點選首頁按鈕以查看即時畫面。

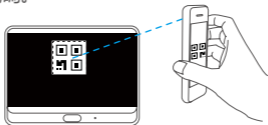
新增到 EZVIZ 應用程式

繁中

- 1 建立使用者帳戶。**
 - 將您的手機連線至 Wi-Fi (建議)。
 - 在 App Store 或 Google Play™ 中搜尋「EZVIZ」。
 - 下載並安裝 EZVIZ 應用程式。
 - 啟動應用程式並且註冊 EZVIZ 使用者帳戶。
- 2 將攝影機新增至 EZVIZ。**
 - 登入 EZVIZ 應用程式。
 - 在主畫面中，點選右上角的「+」進入掃描 QR 代碼頁面。



-掃描 QR 代碼。

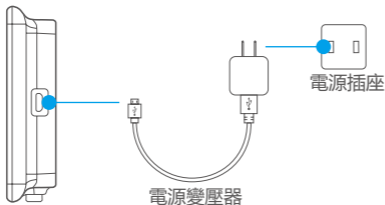


-依照 EZVIZ 應用程式精靈完成 Wi-Fi 設定。

- i** 如果您無法取得 QR 代碼或想要重新設定 Wi-Fi，請按住首頁按鈕 5 秒鐘來重設並重複以上步驟。

將面板充電

透過電源變壓器將面板與電源插座連接。



- i** 您也可以按住拆卸按鈕，將面板從壁掛底座取出充電。請小心拔除電線。

注意

- デバイスが破損する可能性があるため、高温、高湿度、塩水飛沫や雨などの過酷な環境からカメラを保護してください。
- デバイスが破損する可能性があるため、カメラのセンサーやレンズを押さないでください。
- 切れる可能性があるため、カメラのワイヤーを強く引っ張らないでください。不適切な操作でケーブルを破損した場合、保証ではカバーされません。
- 専用の電源アダプターでパネルを充電してください。さもないとシステムを破損する可能性があります。

同梱物



カメラ (x1)



パネル (x1)



マウントベース (x1)



電源アダプタ (x1)



ねじ (x6)



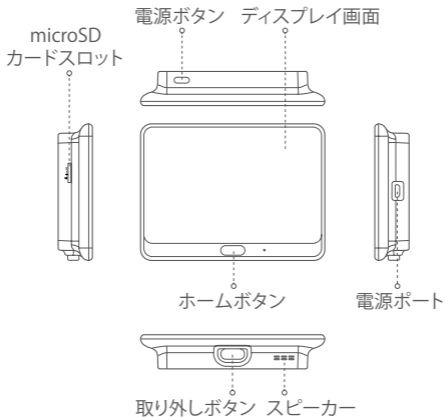
ケーブル (x1)



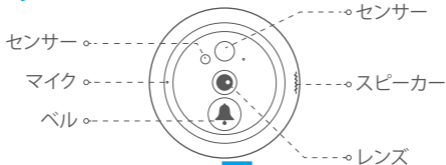
クイックスタートガイド (x1)

JP

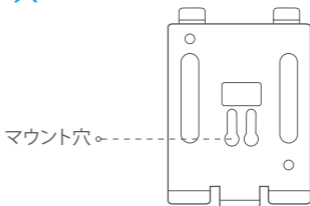
オーバービュー パネル



カメラ



マウントベース



設置

すでに覗き穴が取り付けられている場合、同じ場所にデバイスを設置してください。覗き穴がない場合、視界が良好になるように、地面から約 145cm の高さに、18mm 径の穴を開けてください。

JP

①



ドアの厚みを測って、適切なねじを選択します。


厚み	ねじ
35~60mm	
60~95mm	
95~105mm	

2



カメラの背面にねじをねじ込みます。

3



剥離紙をはがします。

4



ドアにねじとケーブルを通します。紙を丸めると作業がしやすくなります。

5




カメラの位置を調整し、ドアに静かに押し入れます。

6



マウントベースにねじとケーブルを通します。

7



マウントベースの位置を調整してねじを締め付けます。

8



パネルにカメラのワイヤーを
接続します。

9



マウントベースにパネルを
押し入れます。

10



パネルがはまるまで取り外しボ
タンを押します。

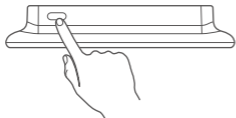
11



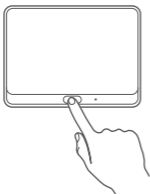
取り付けはこれで
完了です。

JP

電源オン



電源ボタンを 3 秒長押しする
とパネルの電源が入ります。



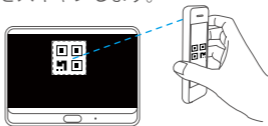
ホームボタンをタップするとライブビューが表示されます。

EZVIZ アプリへの追加

- 1 ユーザアカウントを作成します。
 - スマートフォンを Wi-Fi に接続します (推奨)。
 - App Store または Google Play™ で「EZVIZ」を検索します。
 - EZVIZ アプリをダウンロードしてインストールします。
 - アプリを起動し、EZVIZ ユーザアカウントを登録します。
- 2 EZVIZ にカメラを追加します。
 - EZVIZ アプリにログインします。
 - ホーム画面で右上の「+」をタップし、QR コードスキャンページを開きます。



-QRコードをスキャンします。



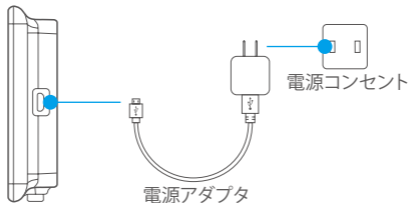
-EZVIZ アプリのウィザードにしたがって、Wi-Fi 設定を完了します。

- i** QR コードが取得できなかったり、Wi-Fi を再設定する必要がある場合、ホームボタンを 5 秒長押ししてリセットし、上記の手順を繰り返します。

JP

パネルの充電

電源アダプタを通じてコンセントにパネルを接続します。



- i** 取り外しボタンを押してマウントベースからパネルを取り外して、パネルを充電することもできます。慎重にケーブルの接続を外してください。

LIMITED WARRANTY

Thank you for purchasing Hangzhou EZVIZ Software Co., Ltd. ("EZVIZ") products. This limited warranty ("warranty") gives you, the original purchaser of the EZVIZ product, specific legal rights. You may also have other legal rights that vary by state, province or jurisdiction. This warranty applies only to the original purchaser of the product. "Original purchaser" means any consumer having purchased the EZVIZ product from an authorized seller. The disclaimers, exclusions, and limitations of liability under this warranty will not apply to the extent prohibited by applicable law. No distributor, reseller, agent, or employee is authorized to make any modification, extension, or addition to this warranty. Your EZVIZ product is warranted for a period of one (1) year from the date of purchase against defects in materials and workmanship, or such longer period as may be required by law in the country or state where this product is sold, when used normally in accordance with user manual.

You can request warranty service by contacting our Customer Service.

For any defective EZVIZ products under warranty, EZVIZ will, at its option, (i) repair or replace your product free of charge; (ii) exchange your product with a functional equivalent product; or (iii) refund the original purchase price, provided you provide the original purchase receipt or copy, a brief explanation of the defect, and return the product in its original packaging. At EZVIZ's sole discretion, repair or replacement may be made with a new or refurbished product or components. This warranty does not cover the shipping cost, insurance, or any other incidental charges incurred by you in returning the product.

Except where prohibited by applicable law, this is your sole and exclusive remedy for breach of this warranty. Any product that has either been repaired or replaced under this warranty will be covered by the terms of this warranty for the longer of ninety (90) days from the date of delivery or the remaining original warranty period.

This warranty does not apply and is void:

- If the warranty claim is made outside the warranty period or if the proof of purchase is not provided;
- For any malfunction, defect, or failure caused by or resulting from the evidence of impact; mishandling; tampering; use contrary to the applicable instruction manual; incorrect power line voltage; accident; loss; theft; fire; flood; or other Acts of God; shipping damage, or damage resulting from repairs performed by unauthorized personnel;
- For any consumable parts, such as batteries, where the malfunction is due to the normal aging of the product;
- Cosmetic damage, including but not limited to scratches, dents, and broken plastic on parts;
- Any software, even if packaged or sold with EZVIZ hardware;
- For any other damages free from defects in material or workmanship;
- Routine cleaning, normal cosmetic, and mechanical wear and tear.

DISCLAIMER OF WARRANTIES

EXCEPT AS STATED ABOVE IN THIS WARRANTY, AND TO THE MAXIMUM EXTENT PERMITTED BY APPLICABLE LAW, EZVIZ DISCLAIMS ALL EXPRESS, IMPLIED, AND STATUTORY WARRANTIES AND CONDITIONS WITH RESPECT TO THE PRODUCT, INCLUDING THE IMPLIED WARRANTIES OF MERCHANTABILITY AND FITNESS FOR A PARTICULAR PURPOSE, THE DURATION OF ANY APPLICABLE IMPLIED WARRANTIES OR CONDITIONS TO THE DURATION OF THIS WARRANTY, THE SECURITY OF THE PRODUCT, OR AVAILABILITY AND RELIABILITY OF PRODUCT INFORMATION OR DATA.

NOTE: SOME STATES OR JURISDICTIONS DO NOT ALLOW LIMITATIONS ON HOW LONG AN IMPLIED WARRANTY LASTS, SO THE ABOVE LIMITATION MAY NOT APPLY TO YOU.

LIMITATION OF DAMAGES

IN NO EVENT WILL EZVIZ BE LIABLE FOR ANY CONSEQUENTIAL, INCIDENTAL, EXEMPLARY, OR SPECIAL DAMAGES, INCLUDING ANY DAMAGES FOR LOST DATA OR LOST PROFITS, ARISING FROM OR RELATING TO THIS WARRANTY OR THE PRODUCT, AND EZVIZ'S TOTAL CUMULATIVE LIABILITY ARISING FROM OR RELATED TO THIS WARRANTY OR THE PRODUCT WILL NOT EXCEED THE AMOUNT ACTUALLY PAID FOR THE PRODUCT BY THE ORIGINAL PURCHASER.

NOTE: SOME STATES OR JURISDICTIONS DO NOT ALLOW THE EXCLUSION OR LIMITATION OF INCIDENTAL OR CONSEQUENTIAL DAMAGES, SO THE ABOVE LIMITATION OR EXCLUSION MAY NOT APPLY TO YOU.

LIMITATION OF LIABILITY

ALL PRODUCT INFORMATION AND DATA IS PROVIDED FOR YOUR CONVENIENCE, "AS IS", AND "AS AVAILABLE." EZVIZ DOES NOT REPRESENT, WARRANT, OR GUARANTEE THAT PRODUCT INFORMATION AND DATA WILL BE AVAILABLE, ACCURATE, OR RELIABLE OR THAT PRODUCT INFORMATION AND DATA OR USE OF THE PRODUCT WILL PROVIDE SAFETY IN YOUR HOME. YOU USE ALL PRODUCT INFORMATION, DATA, AND THE PRODUCT AT YOUR OWN DISCRETION AND RISK. YOU WILL BE SOLELY RESPONSIBLE FOR (AND EZVIZ DISCLAIMS) ANY AND ALL LOSS, LIABILITY, OR DAMAGES, INCLUDING TO YOUR WIRING, FIXTURES, ELECTRICITY, HOME, PRODUCT, PRODUCT PERIPHERALS, COMPUTER, MOBILE DEVICE, AND ALL OTHER ITEMS AND PETS, RESULTING FROM YOUR USE OF THE PRODUCT INFORMATION, DATA, OR PRODUCT. PRODUCT INFORMATION AND DATA PROVIDED BY EZVIZ IS NOT INTENDED AS A SUBSTITUTE FOR DIRECT MEANS OF OBTAINING THE INFORMATION. FOR EXAMPLE, A NOTIFICATION PROVIDED THROUGH THE PRODUCT IS NOT INTENDED AS A SUBSTITUTE FOR AUDIBLE AND VISIBLE INDICATIONS IN THE HOME AND ON THE PRODUCT, NOR FOR A THIRD PARTY MONITORING SERVICE.

Please do not hesitate to contact your seller or our Customer Service, with any questions.

제한 보증

Hangzhou EZVIZ Software Co., Ltd. (이하 "EZVIZ") 제품을 구매해 주셔서 감사합니다. 이 제한 보증 (이하 "보증") 은 EZVIZ 제품의 최초 구매자에게 제공되며 구체적인 법적 권리를 부여합니다. 또한 국가, 지방 또는 관할 지역에 따른 법적 권리를 보유할 수 있습니다. 이 보증은 제품의 최초 구매자에게만 적용됩니다. "최초 구매자"란 공인된 판매점으로부터 EZVIZ 제품을 구매한 모든 소비자를 의미합니다. 관련 법률에 의거 허용되지 않는 지역에서는 본 보증의 면책 조항, 배제 및 책임의 한계가 적용되지 않을 수 있습니다. 모든 유통 업체, 재판매자, 대리점 또는 직원은 본 보증을 변경, 연장 또는 추가할 권한이 없습니다.

귀하의 EZVIZ 제품은 구매 일자부터 일 (1) 년간 원자재 및 제조상의 결함에 대해 보증을 받을 수 있으며 제품을 구매한 국가 또는 주의 법률에 따라 더 긴 기간이 보장될 경우 일반적으로 사용 설명서에 명시됩니다.

고객 서비스에 문의하여 보다 서비스 요청할 수 있습니다.

보증 기간 이내에 결함이 있는 모든 EZVIZ 제품에 대해, EZVIZ 는 (i) 귀하의 제품을 무상으로 수리 또는 교체하거나, (ii) 귀하가 구매한 유사 제품으로 교체하거나, (iii) 귀하가 구매한 영수증 또는 복사본이 제공하는 바와 같이 처음 구매한 가격으로 환불할 것이며, 귀하의 결함에 관한 간략한 설명과 함께 본래 포장 상태로 제품을 반납해야 합니다. EZVIZ 의 단독 재량에 따라 수리 또는 교체 시 신제품, 리퍼 제품 또는 부품이 사용됩니다. 본 보증은 귀하가 제품을 반납할 때 발생하는 배송비, 보험 및 기타 부대비용을 보상하지 않습니다.

관련 법률에 의거 금지되는 지역을 제외하고 본 보증은 보증 위반에 관한 단독적이며 독점적인 구제 방법입니다. 본 보증에 따라 수리 또는 교체된 모든 제품은 제품 수령일 또는 잔존하는 최초 보증 기간에서 구실 (90) 일의 추가 보증 기간이 적용됩니다.

다음과 같은 경우 이 보증은 적용되지 않으며 효력이 없습니다.

- 보증 기간이 지난 후 보증을 청구하거나 제품 구매 증빙을 제출하지 않는 경우;
- 충격, 취급 부주의, 조작, 사용 설명서의 지침을 위반하는 사용, 잘못된 전압 연결, 사고, 분실, 도난, 화재, 홍수 등의 기타 천재지변, 운송 관련 손상 또는 허가 받지 않은 사람에 의한 수리로 발생한 손상으로 인해 오작동, 절할 또는 고장이 발생한 경우;
- 배터리 등의 소모성 부품 등 정상적인 제품 노후로 인해 오작동이 발생한 경우;
- 급행, 휘발, 플라스틱 깨짐 및 이에 국한하지 않고 외관이 손상된 경우;
- 제품에 포함되었거나 EZVIZ 하드웨어와 함께 판매된 소프트웨어가 손상된 경우;
- 기타 원자재 또는 제조상의 결함과 무관한 손상에 해당하는 경우;
- 일상적인 청소, 일반적인 외관 및 기계적인 마모에 해당하는 경우.

보증 면책 조항

본 보증의 상기 명시된 항목을 제외하고 관련 법률이 허용하는 최대 범위 내에서 EZVIZ 는 시장 적합성의 묵시적 보증과 특정 목적에의 적합성, 적용 가능한 묵시적 보증 기간 또는 본 보증 기간에 관한 조건, 제품 보안, 또는 제품 정보 및 데이터의 가용성 및 신뢰성 등 제품과 관련된 조건을 포함한 모든 명시적, 묵시적 및 법적 보증을 부인합니다.

참고: 일부 주 또는 관할 구역은 묵시적 보증의 유효 기간에 관한 제한을 허용하지 않으므로, 상기 제한 사항이 귀하에게 적용되지 않을 수도 있습니다.

손해의 제한

EZVIZ 는 본 보증 또는 제품과 관련해 발생한 데이터 유실 또는 수익 손실로 인한 결과적, 부수적, 징벌적 또는 특별 손해에 대해 일체의 책임을 지지 않으며 또한 본 보증 또는 제품과 관련해 발생한 EZVIZ 의 총 보상 책임은 제품을 최초 구매할 때 발생한 실구매 금액의 총액을 초과하지 않습니다.

참고: 일부 주 또는 관할 구역은 부수적 또는 결과적 손해에 관한 예외 또는 제한을 허용하지 않으므로, 상기 제한 또는 예외 조항은 귀하에게 적용되지 않을 수 있습니다.

책임의 제한

모든 제품과 데이터는 귀하의 편의를 위해 "있는 그대로" 및 "이용할 수 있는 상태로" 제공됩니다. EZVIZ 는 제품 정보와 데이터의 가용성, 정확도 또는 신뢰도를 대변하거나 보증하거나 보장하지 않으며, 해당 제품 정보 및 데이터 또는 제품의 사용이 귀하 가정에 안전을 제공한다고 대변하거나 보증하거나 보장하지 않습니다. 귀하의 제품의 모든 정보와 데이터를 사용하여 귀하의 재량에 따른 제품 사용에는 위험이 존재합니다. 귀하의 제품 정보, 데이터 및 제품을 사용함에 있어 발생하는 배선 연결, 고정, 전기, 가전, 제품, 제품 주변 기기, 컴퓨터, 모바일 기기 및 기타 모든 물품과 반러동물 등에 관한 일체의 손실, 책임, 손상에 관해 전적으로 책임 (및 EZVIZ 의 면책) 이 있습니다. EZVIZ 가 제공하는 제품 정보 및 데이터는 정보를 획득하는 직접적인 방법의 대체 수단을 의미하지 않습니다. 예를 들어 제품이 제공하는 일련은 가전 및 제품의 음성적 및 시각적 표시를 대체하지 않으며 세 3 자의 모니터링 서비스를 의미하는 것이 아닙니다.

문의 사항이 있는 경우 언제든지 판매점 또는 고객 서비스에 연락해주시시오 .

BẢO HÀNH CÓ GIỚI HẠN

Cảm ơn quý vị đã mua sản phẩm Hangzhou EZVIZ Software Co., Ltd. ("EZVIZ"). Gói bảo hành có giới hạn này ("gói bảo hành") sẽ đem đến cho quý vị, người mua ban đầu của sản phẩm EZVIZ, những quyền hợp pháp cụ thể. Quý vị cũng được hưởng các quyền hợp pháp khác tùy theo tiêu bang, tỉnh hoặc khu vực có quyền tài phán. Gói bảo hành này chỉ áp dụng duy nhất cho người mua ban đầu của sản phẩm. "Người mua ban đầu" nghĩa là bất kỳ khách hàng nào đã mua sản phẩm EZVIZ từ người bán được ủy quyền. Việc tuyên bố miễn trừ, loại bỏ và hạn mức trách nhiệm theo gói bảo hành này sẽ không được áp dụng trong phạm vi bị cấm bởi luật áp dụng. Không một nhà phân phối, nơi bán lại, đại lý hay nhân viên nào được ủy quyền để thực hiện bất kỳ sửa đổi, mở rộng hoặc bổ sung nào đối với gói bảo hành này.

Sản phẩm EZVIZ của quý vị được bảo hành trong thời hạn một (1) năm kể từ ngày mua cho các khiếm khuyết về vật liệu và chế tác hoặc trong thời hạn dài hơn bất pháp của quốc gia hoặc tiểu bang nơi sản phẩm này được bán có thể quy định, khi sản phẩm được sử dụng bình thường theo sách hướng dẫn sử dụng.

Quý vị có thể yêu cầu dịch vụ bảo hành bằng cách liên lạc với Dịch vụ Chăm sóc Khách hàng của chúng tôi.

Đối với bất kỳ sản phẩm EZVIZ lỗi nào được bảo hành, tùy theo lựa chọn của mình mà EZVIZ sẽ (i) sửa chữa hoặc thay thế miễn phí sản phẩm của quý vị; (ii) đổi sản phẩm của quý vị với một sản phẩm có chức năng tương đương (iii) hoàn trả lại số tiền mua hàng ban đầu, với điều kiện quý vị cung cấp biên lai gốc hoặc bản sao biên lai mua hàng, giải thích ngắn gọn về lỗi hư hỏng và hoàn trả sản phẩm trong bao bì đóng gói ban đầu của sản phẩm. Theo toàn quyền quyết định của EZVIZ, việc sửa chữa và thay thế có thể được thực hiện với một sản phẩm hoặc linh kiện mới hoặc đã được tân trang. Gói bảo hành giới hạn này không bao gồm phí vận chuyển, bảo hiểm hay bất kỳ phụ phí nào khác mà quý vị phải chi trả trong quá trình hoàn trả lại sản phẩm.

Trừ khi bị cấm bởi luật áp dụng, đây là biện pháp khắc phục duy nhất và dành riêng cho quý vị đối với trường hợp vi phạm giới bảo hành này. Bất kỳ sản phẩm nào đã được sửa chữa hoặc thay thế theo như gói bảo hành giới hạn này sẽ được bảo vệ bởi các điều khoản của gói bảo hành này thêm chín mươi (90) ngày kể từ ngày giao hàng hoặc trong khoảng thời gian còn lại của gói bảo hành ban đầu.

Gói bảo hành này sẽ không áp dụng và trở nên vô hiệu:

- Nếu yêu cầu bảo hành được đưa ra ngoài thời hạn bảo hành hoặc nếu không cung cấp được bằng chứng mua hàng.
- Đối với lỗi hoạt động, khiếm khuyết hay hỏng hóc bất kỳ gây ra bởi hoặc phát sinh mà bằng chứng cho thấy là do va đập, bảo quản không tốt, tự ý can thiệp, sử dụng trái với sách hướng dẫn áp dụng cho sản phẩm, điện áp nguồn không đúng, tai nạn, thất lạc, trộm cắp, hỏa hoạn, lũ lụt hoặc thiên tai, hư hỏng khi chuyển phát hoặc hư hỏng do việc sửa chữa của người không được ủy quyền thực hiện.
- Đối với bất kỳ bộ phận tiêu hao nào như pin, trong đó lỗi là do sự già hóa thông thường của sản phẩm.
- Hư hỏng ngoại quan, bao gồm những khiếm khuyết hạn ở các vết trầy xước, vết lõm và nhựa gãy, vết trên các công cụ của thiết bị.
- Bất kỳ phần mềm nào, cho dù được đóng gói hoặc bán kèm theo phần cứng của EZVIZ.
- Đối với các trường hợp hư hỏng khác không phải do các khiếm khuyết về vật liệu hoặc chế tác.
- Về sinh thực vật, hao mòn và hư hỏng cơ học và ngoại quan thông thường.

TUYÊN BỐ MIỄN TRỪ TRÁCH NHIỆM BẢO HÀNH

NỮ VÀ CÁC TRƯỜNG HỢP NHƯ ĐƯỢC QUY ĐỊNH Ở TRÊN TRONG GÓI BẢO HÀNH NÀY VÀ TRONG PHẠM VI TỐI ĐA ĐƯỢC PHÁP LUẬT HIỆN HÀNH CHO PHÉP EZVIZ TUYÊN BỐ THOẢI THÁC MỌI TRÁCH NHIỆM BẢO HÀNH VÀ ĐIỀU KIỆN ĐƯỢC THỂ HIỆN RÕ RÀNG, ĐƯỢC NGUY Ý HOẶC MANG TÍNH PHÁP QUY LIÊN QUAN ĐẾN SẢN PHẨM NÀY, BAO GỒM CẢ CÁC TRÁCH NHIỆM BẢO HÀNH ĐƯỢC NGUY Ý VỀ KHẢ NĂNG TIÊU THỤ VÀ TÍNH PHÙ HỢP CHO MỘT MỤC ĐÍCH CỤ THỂ. THỜI HẠN CỦA BẤT KỲ TRÁCH NHIỆM BẢO HÀNH HOẶC ĐIỀU KIỆN ĐƯỢC NGUY Ý NÀO CÓ THỂ ĐƯỢC ÁP DỤNG CHO GÓI BẢO HÀNH NÀY, TÍNH AN TOÀN CỦA SẢN PHẨM HOẶC TÍNH KHẢ DỤNG VÀ ĐỘ TIN CẬY CỦA CÁC THÔNG TIN HOẶC DỮ LIỆU SẢN PHẨM.

LƯU Ý: DO MỘT SỐ TIỂU BANG HOẶC QUY ĐỊNH PHÁP LÝ KHÔNG CHO PHÉP GIỚI HẠN VÀ VỚI THỜI HẠN CỦA ĐIỀU KHOẢN BẢO HÀNH ÁM CHỈ, DO VẬY NHỮNG GIỚI HẠN TRÊN ĐÂY CÓ THỂ SẼ KHÔNG ÁP DỤNG ĐỐI VỚI QUÝ VỊ.

GIỚI HẠN THIẾT HẠI

TRONG MỌI TRƯỜNG HỢP EZVIZ ĐỀU SẼ KHÔNG CHỊU TRÁCH NHIỆM ĐỐI VỚI BẤT KỲ THIẾT HẠI NÀO MANG TÍNH TẮT NHIÊN, NGẬU NHIÊN, RẪN ĐÈ HOẶC ĐÁC BIẾT, BAO GỒM BẤT KỲ THIẾT HẠI NÀO DO DỮ LIỆU BỊ MẤT HOẶC LỖI NHẬN BỊ MẤT, PHÁT SINH TỰ HOẶC LIÊN QUAN ĐẾN GÓI BẢO HÀNH HOẶC SẢN PHẨM NÀY VÀ TỔNG TRÁCH NHIỆM CÔNG NHIÊN CỦA CÔNG TY PHÁT SINH TỰ HOẶC LIÊN QUAN ĐẾN GÓI BẢO HÀNH HOẶC SẢN PHẨM NÀY SẼ KHÔNG VƯỢT QUÁ SỐ TIỀN MÀ NGƯỜI MUA BAN ĐẦU THỰC TRẢ CHO SẢN PHẨM.

LƯU Ý: DO MỘT SỐ TIỂU BANG HOẶC QUY ĐỊNH PHÁP LÝ KHÔNG CHO PHÉP VIỆC LOẠI BỎ HOẶC GIỚI HẠN CÁC TỔN THẤT GIẢN TIẾP HOẶC NGẬU NHIÊN, DO VẬY NHỮNG GIỚI HẠN HOẶC LOẠI BỎ TRÊN ĐÂY CÓ THỂ SẼ KHÔNG ÁP DỤNG ĐỐI VỚI QUÝ VỊ.

HẠN MỨC TRÁCH NHIỆM

MỌI THÔNG TIN VÀ DỮ LIỆU SẢN PHẨM ĐỀU ĐƯỢC CUNG CẤP VỊ SỰ THUẬN TIỆN CỦA QUÝ VỊ, THEO HÌNH THỨC "CÓ SAO CUNG CẤP VẬY" VÀ "TÙY ĐIỀU KIẾN SẴN CỎ". EZVIZ KHÔNG TUYÊN BỐ, BẢO ĐẢM HAY CAM ĐOAN RẰNG CÁC THÔNG TIN VÀ DỮ LIỆU SẢN PHẨM SẼ CỎ SẴN, CHÍNH XÁC HOẶC ĐÁNG TIN CẬY HOẶC RẰNG THÔNG TIN VÀ DỮ LIỆU SẢN PHẨM HOẶC VIỆC SỬ DỤNG SẢN PHẨM SẴN AN TOÀN TÀI NHA QUÝ VỊ. QUÝ VỊ SỬ DỤNG MỌI THÔNG TIN, DỮ LIỆU SẢN PHẨM VÀ SẢN PHẨM THEO QUYẾT ĐỊNH CỦA CHÍNH MÌNH VÀ VỚI RỦI RO DO MÌNH TỰ CHỊU. QUÝ VỊ HOÀN TOÀN CHỊU TRÁCH NHIỆM ĐỐI VỚI (VÀ EZVIZ TUYÊN BỐ THOẢI THÁC) BẤT KỲ VÀ MỌI TỔN THẤT, TRÁCH NHIỆM HOẶC THIẾT HẠI, BAO GỒM CẢ ĐƯỜNG DẪY ĐIỆN, ĐỒ GÁC LẮP, ĐIỆN, NHA Ở, SẢN PHẨM, THIẾT BỊ NGOẠI VỊ CỦA SẢN PHẨM, MÁY VỊ TÍNH, THIẾT BỊ ĐIỆN VÀ MỌI ĐỒ ĐẶC KHÁC VÀ VẬT NUÔI, PHÁT SINH TỰ VIỆC SỬ DỤNG THÔNG TIN, DỮ LIỆU SẢN PHẨM HOẶC SẢN PHẨM. EZVIZ KHÔNG CÓ Y ĐỊNH CUNG CẤP CÁC THÔNG TIN VÀ DỮ LIỆU SẢN PHẨM THAY THẾ CHO CÁC PHƯƠNG TIỆN THỤ THẬP THÔNG TIN TRỰC TIẾP. VỊ DỤ, MỘT THÔNG BÁO ĐƯỢC CUNG CẤP THÔNG QUA SẢN PHẨM SẼ KHÔNG NHẦM MỤC ĐÍCH THAY THẾ CHO CÁC CHỈ BÁO TIẾNG VÀ HÌNH ẢNH Ở TRONG NHÀ VÀ TRÊN SẢN PHẨM, CŨNG NHƯ KHÔNG ĐÀNH CHO DỊCH VỤ GIÁM SÁT CỦA MỘT BÊN THỨ BA.

Vui lòng liên hệ với bên bán hàng của quý vị hoặc Dịch vụ Chăm sóc Khách hàng của chúng tôi nếu quý vị có bất kỳ thắc mắc nào.

ข้อจำกัดของการรับประกัน

ซอฟต์แวร์ที่ซื้อผลิตภัณฑ์ของ Hangzhou EZVIZ Software Co. Ltd. ("EZVIZ") ข้อจำกัดของการรับประกันนี้ ("การรับประกัน") จะให้สิทธิตามกฎหมายที่เฉพาะเจาะจงแก่ผู้ซื้อซึ่งเป็นผลผลิตของ EZVIZ และจากที่คุณมีอำนาจนิติอำนาจกฎหมายอื่นๆ ที่แตกต่างกันไปในแต่ละ จังหวัดหรือเขตอำนาจกฎหมาย การรับประกันนี้ใช้กับผู้ซื้อที่ตั้งถิ่นฐานของผลิตภัณฑ์เท่านั้น "ผู้ซื้อดั้งเดิม" หมายถึงผู้บริโภคที่ซื้อผลิตภัณฑ์ EZVIZ จากตัวแทนจำหน่ายที่ได้รับอนุญาต คำลงนามสิทธิ์ ข้อตกลงและข้อจำกัดความรับผิดชอบภายใต้ข้อจำกัดของการรับประกันนี้จะไม่สามารถนำไปใช้ภายใต้ของเขตที่ถูกห้ามไว้ตามกฎหมายที่มีบังคับใช้ ไม่อนุญาตให้ผู้ซื้อจำหน่าย ผู้ค้าปลีกตัวแทนหรือลูกค้ารายละการกันก็ ขยายหรือเพิ่มเติมสิ่งใดๆ ให้กับข้อจำกัดของการรับประกัน

ผลิตภัณฑ์ EZVIZ ของคุณมีการรับประกันเป็นระยะเวลาหนึ่ง (1) มีใบกำกับซื้อเพื่อเป็นการรับประกันที่เชื่อมโยงพร้อมที่เกิดจากวิศวกรรมการผลิต หรือระยะเวลาการรับประกันที่นานกว่า ทั้งนี้จะเป็นไปตามเงื่อนไขที่กำหนดไว้ตามกฎหมายในประเทศที่ผลิตภัณฑ์ได้รับการวางจำหน่าย เมื่อผลิตภัณฑ์ถูกใช้ลงตามปกติโดยสอดคล้องกับคู่มือการใช้งาน

คุณสามารถขอให้บริษัทรักษาการรับประกันได้โดยติดต่อฝ่ายบริการลูกค้าของเรา

สำหรับผลิตภัณฑ์ EZVIZ ใดๆ ที่เข้าสู่ภายใต้การรับประกัน EZVIZ จะเป็นผลิตภัณฑ์ที่ (1) ซ่อมแซมหรือเปลี่ยนผลิตภัณฑ์ของคุณโดยไม่มีค่าใช้จ่าย (2) แลกเปลี่ยนผลิตภัณฑ์ของคุณด้วยผลิตภัณฑ์ที่เทียบเท่า (3) หรือคืนเงินหากเราซื้อคืนที่แสดงอยู่ในใบเสร็จรับเงินฉบับนี้หรือสำเนา ใบประกอบ คำอธิบายโดยสรุปเกี่ยวกับใบประกอบและส่วนผลิตภัณฑ์ที่มีอยู่ในใบประกอบที่เดิม การซ่อมแซมหรือการทดแทนอาจได้รับการดำเนินการกับผลิตภัณฑ์ใหม่ หรือผลิตภัณฑ์หรือส่วนประกอบที่ได้รับการปรับปรุงแก้ไข โดยขึ้นกับดุลยพินิจของ EZVIZ การรับประกันนี้จะไม่ครอบคลุมถึงส่วนเสียหายไปรษณีย์ ค่าประกันภัยและค่าใช้จ่ายอื่นๆ ที่เกิดขึ้นจากการส่งผลิตภัณฑ์กลับคืน

เว้นแต่จะถูกห้ามไว้ตามกฎหมายที่มีบังคับใช้ นี้เป็นการขยายเฉพาะคุณเพื่อผู้ซื้อสำหรับการละเมิดข้อจำกัดของการรับประกันนี้ ผลิตภัณฑ์ใดๆ ที่ได้รับการซ่อมแซมหรือถูกเปลี่ยนใหม่ภายใต้ข้อจำกัดของการรับประกันนี้ จะได้รับการคุ้มครองตามเงื่อนไขของข้อจำกัดของการรับประกันนี้ได้ก็ต่อเมื่อเป็นเวลาภายใน (90) วันนับจากวันที่จัดส่งหรือมีภาระระยะเวลาที่เหลืออยู่ในการรับประกันเดิม

การรับประกันนี้จะไม่ครอบคลุมและก็เป็นไม่:

- การการดัดแปลงที่แก้ไขหรือระยะเวลาการรับประกันหรือไม่ได้แสดงหลักฐานการซื้อ
- สำหรับการทำงานที่ผิดพลาด ข้อบกพร่องหรือความเสียหายที่เกิดจาก หรือเป็นผลมาจากเหตุการณ์ใดๆ การใช้งานที่ผิดพลาดและการดัดแปลง; การติดตั้งหรือใช้งานที่ผิดกับคู่มือการใช้งาน; การใช้งานที่ไม่ตรงกันเข้ากับคู่มือ; การเกิดอุบัติเหตุ; การสูญหาย; การถูกโจรกรรม; ไฟไหม้; น้ำท่วม; หรือการกระทำอื่นๆ จากเหตุสุดวิสัย; ความเสียหายจากการขนส่งสินค้า; หรือความเสียหายที่เกิดจากการซ่อมแซมโดยบุคคลที่ไม่ได้รับอนุญาต
- สำหรับวัสดุที่เปลี่ยนแปลง เช่น แบตเตอรี่ ซึ่งมีข้อบกพร่องที่เกิดจากการเสื่อมสภาพตามปกติของผลิตภัณฑ์
- รั่วของเหลวเสียหายรวมถึงไม่จำกัดเฉพาะรอยขีดข่วน รอยบุบและพลาสติกในช่องต่ออีก
- ซอฟต์แวร์ใดๆ แม้ว่าเราจะรวบรวมหรือขายร่วมกับฮาร์ดแวร์ของ EZVIZ
- สำหรับความเสียหายอื่นๆ ที่ปราศจากข้อบกพร่องของวัสดุหรือการผลิต
- การทำลายและอาจตามปกติ รอยขีดข่วนและการชำรุดสึกหรอหรือใช้ขาดของลูก

ค่าลงนามสิทธิ์สำหรับการรับประกัน

EZVIZ ของเรามีสิทธิ์ความรับผิดชอบที่แสดงไว้โดยชัดเจน โดเมน และตามกฎหมาย รวมทั้งเงื่อนไขที่เกี่ยวข้องกับผลิตภัณฑ์ เช่น การรับประกันสินค้าโดยนัย และความเหมาะสมสำหรับวัตถุประสงค์ของการใช้งานที่เฉพาะเจาะจง ระยะเวลาของการรับประกันหรือเงื่อนไขตามระยะเวลาของการรับประกันนี้ ความปลอดภัยของผลิตภัณฑ์ หรือความพร้อมและความน่าเชื่อถือของผลิตภัณฑ์หรือข้อมูล เว้นแต่จะมีการระบุไว้ข้างต้นในการรับประกันที่แนบมาผลิตภัณฑ์และในขอบเขตของคุณที่กฎหมายอนุญาต

หมายเหตุ: บางจังหวัดหรือเขตอำนาจศาลไม่อนุญาตให้มีข้อจำกัดเกี่ยวกับระยะเวลาการรับประกันโดยนัย ดังนั้นข้อจำกัดข้างต้นอาจไม่มีผลกับคุณ

ข้อจำกัดเกี่ยวกับความเสียหาย

ไม่จำกัดผล บริษัทจะไม่รับผิดชอบต่อความเสียหายที่เกิดจากและกระเบื้องที่ต่อเนื่อง ความเสียหายจากอุบัติเหตุ ความเสียหายที่เป็นเชิงกรรม ความเสียหายแบบพิเศษ โดยรวมถึงความเสียหายใดๆ ที่เกี่ยวกับการสูญหายของข้อมูล หรือการสูญเสียลูกค้าใดๆ ที่เนื่องมาจากรายชื่อของการรับประกันนี้หรือผลิตภัณฑ์ หรือความล้มเหลวของ EZVIZ ที่เกิดขึ้นจากการเกี่ยวข้องกับข้อจำกัดของการรับประกันหรือผลิตภัณฑ์จะต้องมีจำนวนเงินค่าชดเชยไม่เกินจำนวนเงินที่แท้จริงที่จ่ายโดยผู้ซื้อผลิตภัณฑ์

หมายเหตุ: บางจังหวัดหรือเขตอำนาจศาลไม่อนุญาตให้มีข้อจำกัดเกี่ยวกับข้อจำกัดความเสียหายอันเนื่องมาจากอุบัติเหตุหรือความเสียหายที่ต่อเนื่อง ดังนั้นข้อจำกัดหรือข้อยกเว้นดังกล่าวข้างต้นอาจไม่มีผลกับคุณ

ข้อจำกัดของการรับประกัน

ข้อมูลผลิตภัณฑ์และข้อมูลทั้งหมดจัดเตรียมโดยความสะดวกของคุณ โดเมน "ตามสภาพ" และ "ตามที่เห็น" EZVIZ ไม่ได้เป็นตัวแทน ให้การรับประกันหรือให้การรับรองว่าข้อมูลผลิตภัณฑ์จะได้รับการจัดไว้ให้ มีความถูกต้อง หรือมีความน่าเชื่อถือ นอกจากนี้ข้อมูลผลิตภัณฑ์ และข้อมูลการใช้งานผลิตภัณฑ์ที่จัดไว้ให้ในนี้ไว้เพื่อให้ข้อมูลสำหรับความปลอดภัยมีใช้งานภายใต้การอนุญาต คุณใช้ข้อมูลผลิตภัณฑ์ และผลิตภัณฑ์โดยกฎหมายที่พึงและตามเงื่อนไขของคุณ คุณจะต้องรับผิดชอบแต่เพียงผู้เดียวต่อความสูญเสียใดๆ และความสูญเสียทั้งหมด (และการจำกัดความรับผิดของ EZVIZ) รวมทั้งความเสียหาย หรือความเสียหาย เช่น สายไฟ อุปกรณ์ติดตั้ง ให้บ้าน ทรัพย์สิน อุปกรณ์หรืออุปกรณ์ของผลิตภัณฑ์ คอมพิวเตอร์ อุปกรณ์โทรศัพท์มือถือ และรายการอื่นๆ ทั้งหมดและส่วนหนึ่ง ที่เป็นและเป็นการใช้ข้อมูลผลิตภัณฑ์ และผลิตภัณฑ์ของคุณ ข้อมูลผลิตภัณฑ์และข้อมูลที่จะใช้ให้จาก EZVIZ ไม่ได้มีเจตนาเพื่อใช้แทนบริการการบริการข้อมูลโดยตรง ยกเว้นว่า เช่น ค่าธรรมเนียมที่ให้บริการโดยผลิตภัณฑ์ไม่ได้มีเจตนาเพื่อใช้แทนหรือเพื่อใช้แทนซึ่งมีในรูปแบบเสียงและภาพภายในบ้านและบนผลิตภัณฑ์ หรือบริการตรวจสอบความปลอดภัยตามทางมือถือโดยใดๆ โปรดติดต่อตัวแทนจำหน่ายหรือฝ่ายบริการลูกค้า

GARANSI TERBATAS

Terima kasih telah membeli produk Hangzhou EZVIZ Software Co., Ltd. ("EZVIZ"). Garansi terbatas ini ("garansi") memberi Anda, pembeli pertama produk EZVIZ, hak-hak hukum spesifik. Anda juga dapat memiliki hak hukum lainnya yang berbeda berdasarkan negara bagian, provinsi, atau yurisdiksi. Garansi ini hanya berlaku untuk pembeli pertama produk. "Pembeli pertama" berarti setiap konsumen yang telah membeli produk EZVIZ dari penjual resmi. Penafian, pengecualian, dan batasan tanggung jawab berdasarkan garansi ini tidak akan berlaku sejauh dilarang oleh hukum yang berlaku. Distributor, pengecer, agen, atau karyawan tidak diizinkan untuk membuat perubahan, perpanjangan, atau penambahan pada garansi ini.

Produk EZVIZ Anda mendapatkan garansi selama periode dua (2) tahun dari tanggal pembelian terhadap cacatan bahan dan kualitas pengerjaan, atau periode yang lebih panjang jika disyaratkan oleh hukum di negara atau negara bagian tempat produk ini dijual, saat digunakan secara normal sesuai dengan panduan pengguna.

Anda dapat meminta layanan garansi dengan menghubungi Layanan Pelanggan kami.

Untuk setiap produk EZVIZ yang rusak dalam masa garansi, EZVIZ akan, sesuai pilihannya, (i) memperbaiki atau mengganti produk Anda secara gratis; (ii) menukar produk Anda dengan produk yang berfungsi setara; atau (iii) mengembalikan harga pembelian asli, dengan ketentuan Anda memberikan tanda terima pembelian asli atau salinannya, penjelasan singkat tentang cacat, dan mengembalikan produk dalam kemasan aslinya. Atas pertimbangan EZVIZ sendiri, perbaikan atau penggantian dapat dilakukan dengan produk atau komponen yang baru atau rekondisi. Garansi ini tidak mencakup biaya pengiriman, asuransi, atau biaya tak terduga lainnya yang Anda keluarkan dalam pengembalian produk.

Kecuali jika dilarang oleh hukum yang berlaku, ini adalah solusi Anda satu-satunya dan eksklusif untuk pelanggan garansi ini. Setiap produk yang telah diperbaiki atau diganti dalam garansi ini akan ditanggung oleh ketentuan garansi ini selama sembilan puluh (90) hari sejak tanggal pengiriman atau sisa masa garansi asal manapun yang lebih panjang.

Garansi ini tidak akan berlaku dan batal:

- Jika klaim garansi dilakukan di luar masa garansi atau jika bukti pembelian tidak disediakan;
- Untuk segala malafungsi, cacatan, atau kegagalan yang nyata-nyata disebabkan oleh atau akibat adanya benturan; salah penanganan; perusakan; penggunaan yang bertentangan dengan petunjuk penggunaan yang berlaku; tegangan saluran listrik yang salah; kecelakaan; kehilangan; pencurian; kebakaran; banjir; atau bencana alam lainnya; kerusakan pengiriman; atau kerusakan yang disebabkan oleh perbaikan yang dilakukan oleh personel yang tidak berwenang;
- Untuk setiap komponen habis pakai, seperti baterai, di mana malafungsi disebabkan oleh penuaan normal produk;
- Kerusakan kosmetik, termasuk tetapi tidak terbatas pada goresan, penyok, dan plastik pecah pada port;
- Perangkat lunak apa pun, meskipun dikemas atau dijual bersama perangkat keras EZVIZ;
- Untuk kerusakan selain cacat bahan atau kualitas pengerjaan;
- Pembersihan rutin, kosmetik normal, dan aus karena pemakaian.

PENAFIAN GARANSI

KECUALI SEPERTI DINYATAKAN DI ATAS DALAM GARANSI INI, DAN SEPANJANG DIPERBOLEHKAN OLEH HUKUM YANG BERLAKU, EZVIZ MENAFIKAN SEMUA GARANSI TERSURAT, TERSIRAT, DAN HUKUM SERTA KETENTUAN TERKAIT PRODUK, TERMASUK GARANSI TERSIRAT KOMERSIL DAN KECOCOKAN UNTUK KEPERLUAN TERTENTU, DURASI GARANSI ATAU KETENTUAN TERSIRAT HINGGA DURASI GARANSI INI, KEAMANAN PRODUK, ATAU KETERSEDIAAN ATAU PUNJUK KEANDALAN INFORMASI ATAU DATA PRODUK.

CATATAN: BEBERAPA NEGARA BAGIAN ATAU YURISDIKSI TIDAK MENGIZINKAN PEMBATASAN BERAPA LAMA GARANSI JAMINAN TERSIRAT BERLANGSUNG, SEHINGGA PEMBATASAN DI ATAS MUNGKIN TIDAK BERLAKU UNTUK ANDA.

PEMBATASAN KERUSAKAN

DALAM KEADAAN APA PUN, EZVIZ TIDAK AKAN BERTANGGUNG JAWAB ATAS KERUSAKAN KONSEKUENSIAL, INSIDENTAL, EKSEMPLAR, ATAU KERUSAKAN KHUSUS, TERMASUK KERUGIAN AKIBATHILANGNYA DATA ATAU HILANGNYA LABA, YANG TIMBUL DARI ATAU YANG BERKAITAN DENGAN GARANSI ATAU PRODUK INI, DAN KEWAJIBAN KUMULATIF EZVIZ TOTAL YANG TIMBUL DARI ATAU YANG BERKAITAN DENGAN GARANSI ATAU PRODUK INI TIDAK AKAN MELEBIHI JUMLAH AKTUAL YANG DIBAYARKAN UNTUK PRODUK INI OLEH PEMBELI PERTAMA.

CATATAN: BEBERAPA NEGARA BAGIAN ATAU YURISDIKSI TIDAK MENGIZINKAN PENGECEUALIAN ATAU PEMBATASAN KERUGIAN INSIDENTAL ATAU KONSEKUENSIAL, SEHINGGA PEMBATASAN ATAU PENGECEUALIAN DI ATAS MUNGKIN TIDAK BERLAKU UNTUK ANDA.

PEMBATASAN KEWAJIBAN

SEMUA INFORMASI DAN DATA PRODUK DISEDIAKAN UNTUK KENYAMANAN ANDA, "SEBAGAIMANA ADANYA", DAN "SEBAGAIMANA TERSEDIA". EZVIZ TIDAK MENYATAKAN, MENJAMIN, ATAU MEMBERI GARANSI BAHWA INFORMASI DAN DATA PRODUK AKAN TERSEDIA, AKURAT, ATAU DAPAT DIANDALKAN ATAU BAHWA INFORMASI DAN DATA PRODUK ATAU PENGGUNAAN PRODUK INI AKAN MEMBERIKAN KESELAMATAN DI RUMAH ANDA. ANDA MENGGUNAKAN SEMUA INFORMASI PRODUK DAN DATA, SERTA PRODUK ITU SENDIRI ATAS PERTIMBANGAN DAN RISIKO ANDA SENDIRI. ANDA SECARA PRIBADI BERTANGGUNG JAWAB ATAS (DAN EZVIZ MENAFIKAN) SEGALA DAN SEMUA KERUGIAN, KEWAJIBAN, ATAU KERUSAKAN, TERMASUK TERHADAP PENABELAN, PERABOT, LISTRIK, RUMAH, PRODUK, PRODUK PERIFERAL, KOMPUTER, PERANGKAT SELULER, DAN SEMUA ITEM DAN BINATANG PELIHARAAN LAIN, YANG DIAKIBATKAN DARI PENGGUNAAN INFORMASI DAN DATA PRODUK, SERTA PRODUK. INFORMASI DAN DATA PRODUK YANG DISEDIAKAN OLEH EZVIZ TIDAK DITUJUKAN SEBAGAI PENGGANTI CARA LANGSUNG MENDAPATKAN INFORMASI. MISALNYA, PEMBERITAHUAN YANG DIBERIKAN MELALUI PRODUK INI TIDAK DITUJUKAN SEBAGAI PENGGANTI UNTUK INDIKASI YANG DAPAT DIDENGAR DAN DILIHAT DI RUMAH DAN PADA PRODUK, ATAU UNTUK LAYANAN PEMANTAUAN PIHAK KETIGA.

Anda dipersilakan menghubungi penjual atau Layanan Pelanggan kami jika memiliki pertanyaan apa pun.

有限保固

感謝您購買 Hangzhou EZVIZ Software Co., Ltd. (簡稱「EZVIZ」) 的產品。本有限保固 (簡稱「保固」) 向身為 EZVIZ 產品原購買者的您提供明確之法律權利。針對不同州、省或轄區，您還可以享有其他的法律權利。本保固僅適用於產品的原購買者。「原購買者」是指向授權賣方購買 EZVIZ 產品的任何消費者。在本保固條件下之免責聲明、除外責任條款及責任限制，將不適用於適用法律所禁止的範圍。經銷商、轉售商、代理商或員工都未經授權對本保固進行任何修改、延長或新增。您的 EZVIZ 產品從購買日起算 (1) 年內針對材質和工藝保固有效，或依據本產品販售地的國家或州 / 省法律可以有更長的保固期，前提是本產品在使用上有符合使用手冊的要求。

您可以聯述我們的客服部門，以提出保固服務的請求。

在保固條件下任何有瑕疵的 EZVIZ 產品，EZVIZ 將有權選擇 (1) 免費修理或更換您的產品；(2) 以功能相當的產品來交換您的產品；或 (3) 退還原購買金額，前提是您必須提供原始購買收據或數據複本、簡單說明瑕疵狀況，並且以原包裝退回該產品。EZVIZ 可自行決定是否要以全新或整修過的產品或零件來修理或更換。本保固不涵蓋運輸成本、保險費，或由於您退還產品所產生的其他任何附帶費用。除非適用法律明列禁止，否則這是在違反本保固時的唯一和專屬補救方法。對於已根據本保固所修理或更換的任何產品，本保固條款所涵蓋的保固期間，從交貨日起算九十 (90) 天，或者為原保固期剩餘天數，以兩者中較長天數計算。

本保固不適用且無效的範圍包括：

- 申請保固索賠的時間已超出保固期，或未提供購買證明；
- 由於衝擊、處理不當、篡改、使用方法有違指導手冊、電源線電壓不正確、意外事故、遺失、失竊、火災、水災或其他天然災害、運輸損壞或未經授權之人員進行修理致使損壞所造成或導致的任何故障、缺陷或失效；
- 任何諸如電池等隨著產品正常老化導致故障的耗材零件；
- 外觀損壞，包括但不限於刮痕、凹痕及連接埠上的破裂塑膠；
- 任何軟體，即使是隨著 EZVIZ 硬體一起包裝或販售的軟體也包括在內；
- 任何其他非因材質或工藝所致的損壞；
- 日常清潔、正常外觀和機械性磨損和斷裂。

保固免責聲明

除了本保固以上所述及適用法律所允許之最大範圍以外，EZVIZ 拒絕接受與本產品有關的所有明示、默示及法定保證和條件，包括適售性和適用特定目的之默示保證、對本保固持續期間任何適用的默示保證或條件之持續期間、產品安全性，或產品資訊或資料的可用性和可靠性。

註記：有些州或司法管轄區不允許限制默示保證的持續時間，因此上述限制可能對您不適用。

損害賠償限制

對於任何間接、附帶、懲罰性或特殊損害，EZVIZ 絕不承擔責任，包括因本保固或本產品而產生或與本保固或本產品有關之資料遺失或利潤損失所導致的任何損害，而且 EZVIZ 對於因本保固或本產品而產生或與本保固或本產品有關的總累積責任，將不會超出原購買者為本產品所實際支付的金額。

註記：有些州或司法管轄區不允許排除或限制附帶或間接損害，因此上述限制或除外責任條款可能對您不適用。

責任範圍

所有產品資訊和資料 [按現狀] 且 [按可用性] 都旨在為您提供便利性。EZVIZ 不表示、擔保或保證產品資訊和資料將可用、準確或可靠，或本產品之產品資訊和資料或使用將為您提供居家安全。所有產品資訊、資訊和本產品都必須在您自我裁量並評估風險後再來使用。您將單獨承擔 (而且 EZVIZ 有免責權) 任何及所有損失、責任或損害，包括由於您使用本產品資訊、資料或產品而對配線、固件、電力、住家、產品、產品週邊設備、電腦、行動裝置以及其他所有物品和寵物所造成的損失、責任或損害。EZVIZ 所提供的產品資訊和資料，並非是要取代成為獲得資訊的直接手段。舉例來說，透過本產品提供的通知用意不在於取代家裡和產品上的聽覺和視覺指示，也不是要取代第三方的監視服務。

若有任何問題，請立即連絡您的賣方或我們的客服部門。

限定的保証について

Hangzhou EZVIZ Software Co., Ltd. (以下 EZVIZ とする) の製品をご購入頂きありがとうございます。

この限定保証は、EZVIZ 製品の購入者に対して特定の法的権利を保証します。地域または国によっては異なるその他の法的権利を持つことも出来ます。この限定保証は、製品の最初の購入者にも適用されます。「最初の購入者」とは、EZVIZ 製品を正規販売者から購入したことのある消費者を意味します。この限定保証に基づく免責条項、除外条項および責任の制限は、準拠法で禁止されている範囲には適用されません。卸売業者、販売代理店、小売店などの取扱会社、又はそれらに勤める従業員は、この限定保証に対して、いかなる変更及び追加、又は期間の延長等を行うことは出来ません。お客様の EZVIZ 製品は、ユーザーマニュアル (取扱説明書) に従って通常使用の場合は購入日から 1 年間保証されます。又、販売されている地域や国の法律、使用されている材料や製造上の欠陥等によっては、それ以上の期間保証される場合もございます。

サポートセンターへご連絡頂き、保証サービスを要求することができます。

保証の下で、万が一欠陥のある EZVIZ 製品についての取扱について、弊社 (EZVIZ) は以下の選択権があります。

(i) お客様の製品を無料で修理または交換すること。

(ii) お客様の製品を機能的に同等の製品と交換すること。

(iii) お客様の製品を製品箱に同梱の上、御購入証明となるレシート原本又はコピーと、欠陥についての簡単な説明書きを添えて御返品頂く事によって、御購入代金を払い戻すこと。但し、弊社独自の判断により、新しい製品又は後継品への交換又は新しく導入された部品・部材を使用して修理させて頂く場合がございます。併せて、この保証サービスは、製品を返送する際に発生した送料並びに各種保険、お客様が負ったその他の付随費用には適用されません。適用される法律によって禁止されている場合を除き、上記事項は、製品の欠陥等によって生じる契約の不履行に対する唯一の排他的な救済手段です。

この限定保証のもとで修理または交換された製品は、配送日から 90 日又は保証期間が 91 日以上残っている場合は残りの保証期間にわたって保証適用されます。

以下の場合には、保証サービスは適用されず、無効となります。

- ・保証期間外に保証請求が行われた場合、保証書及び購入証明 (レシート、領収書) が提示されていない場合。
- ・故障、誤った取り扱い、改ざん、ユーザーマニュアル (取扱説明書) に反する使用方法、誤った電圧の電源使用、事故、紛失、盗難、火災、洪水又はその他の天災により生じた欠陥、運送時による損傷、弊社以外の修理に起因する損傷。
- ・電池などの消耗部品の場合※製品の経年劣化による為
- ・筐体表面の損傷 (傷、凹み、コネクタ部分のプラスチックの破損等を含む)
- ・EZVIZ ハードウェアでパッケージ化または販売されている全てのソフトウェア。
- ・材料または製造上の欠陥が無いその他の損傷。
- ・日常的なお手入れ及び、通常の使用の中での筐体表面の摩耗および製傷。

保証の否認

この保証の範囲内、および適用法によって許容される最大範囲を除き、EZVIZ は、本製品に関連する明示、黙示及び法定保証及び条件のすべてを受け入れることを拒否し、適合性及び特定の黙示保証、本保証期間に適用される黙示保証または条件の持続期間、製品の安全性、または製品情報、データの可用性と信頼性を含みます。

注：一部の法的権限の管轄区域では、黙示的保証の期間に関する制限が認められていないため、上記の制限が適用されない場合があります。

損害保証の制限

いかなる間接的で、付帯する懲罰的または特殊損害に対しても EZVIZ は一切の責任を負いません。本保証または本製品によって発生または本保証または本製品に関連するデータの紛失または利益損失によるいかなる損害も含み、また、EZVIZ は、本保証または本製品によって発生または本保証または本製品に関する総累積責任について、元の購入者が本製品に対して実際に支払った金額を超えることはありません。

注：一部の法的権限の管轄区域では、付帯または間接的な損害を排除または制限できないため、上記の制限または除外の責任事項は適用されない可能性があります。

責任の制限

製品の状態および機能をもとに作成したすべての製品情報とデータはおお客様の便宜上のために提供することを目的としています。

EZVIZ は、保証または保証製品情報およびデータが正確であり信頼できる利用可能なものであること、又、製品情報およびデータの使用がおお客様の家庭で安全に使用されることを表明するものではありません。

すべての製品情報、データと本製品はあなた自身の判断とリスクを評価してから使用しなければなりません。

あなたは本製品の情報、データまたは製品を使用することによって記録、付属品、電気、家、製品、製品の周辺機器、コンピュータ、モバイル機器およびその他の物品とペットが引き起こした損失、責任及び損害 (および EZVIZ 免責事項) について、あなたは一切の責任を単独で負うものとします。

EZVIZ が提供する製品情報とデータは情報を得るために、直接手段するための代替手段を意図したものではありません。例えば、本製品を通じて提供される通知は、家庭内および本製品上での可視表示および可視表示、あるいは第三者の監視サービスの代替として意図されたものではありません。

お問い合わせは、販売代理店またはカスタマーサービスまでご連絡ください。

