



# W6 (SD09GP)


## 9-Port Gigabit Ethernet PoE Switch

Enjoy a stable, high-speed network.

Specially optimized for smart home and smart security products, the EZVIZ W6 Switch makes it easy for you to expand your network capacity and build a stable, high-speed smart system.



High Priority Red Port



Gigabit Speed

**PoE**

Power Over Ethernet



Long-Distance Mode

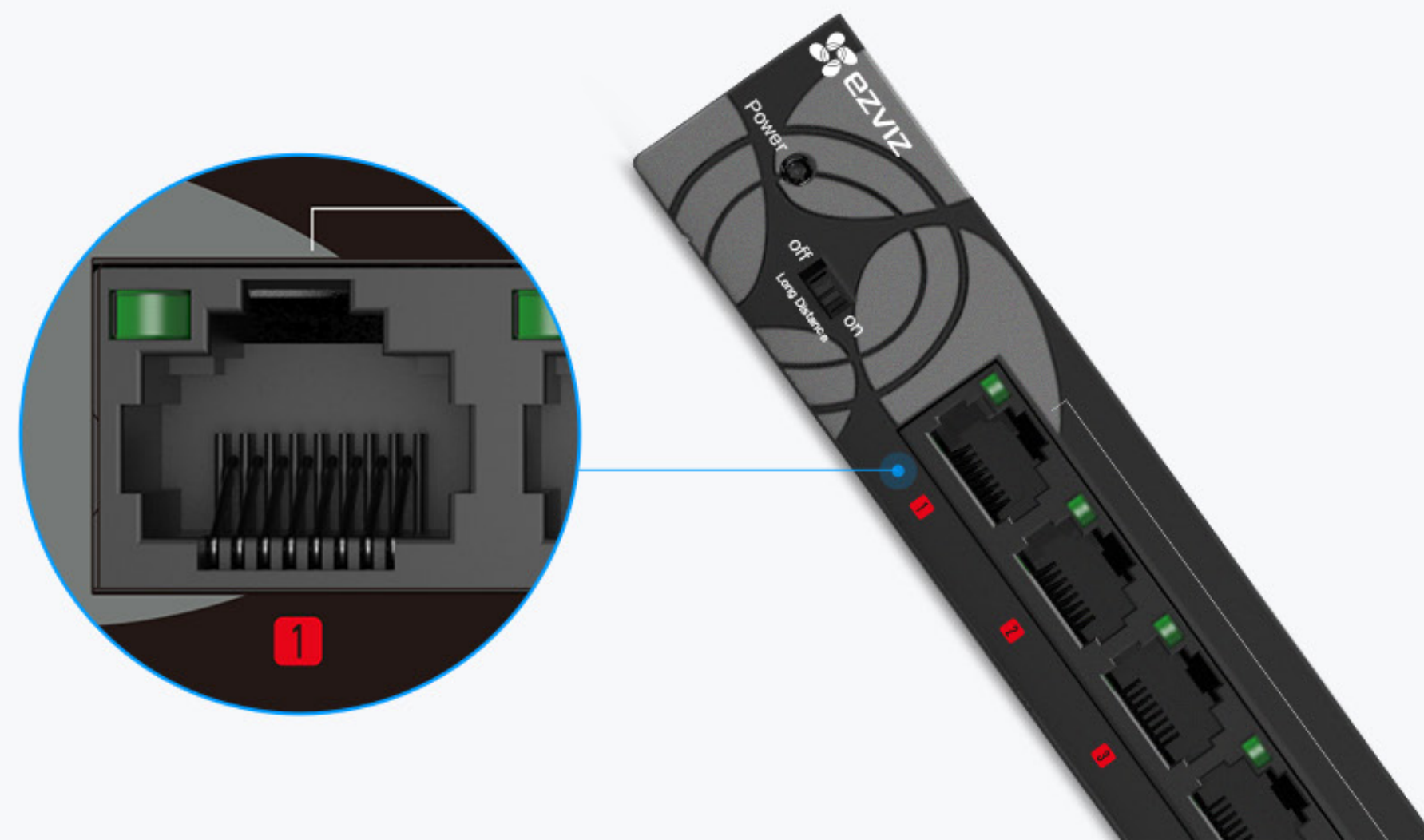


Optimized for Smart Security Cameras



## Three red ports for prioritized traffic.

The W6-SD09GP Switch provides three priority ports for latency-sensitive devices like security cameras, ensuring smooth media traffic so you can enjoy high-quality live streaming.



## All gigabit Ethernet ports.


Nine gigabit Ethernet ports offer 10-times higher speeds over traditional 100 Mbps ports. This way, the W6 Switch allows you to build a stable and robust network in a variety of environments: homes, large apartment buildings, small offices, and much more.



## Power over Ethernet.

Eight of the nine ports support Power over Ethernet (PoE), with a total power budget of 90W and up to 25W per port. Transmitting both data and electricity with a single cable makes for a hassle-free, plug-and-play setup.

\*Please use CAT5E-UTP or newer Ethernet cables.



## A switch that goes the distance.

Switch between the regular PoE mode and the ultra-long-distance power supply mode to suit any need.

\*When long-distance mode is enabled, the internet speed will decrease to 10 Mbps. Actual transmission distance is subject to the quality of the cable and the RJ45 connector.



Regular mode




100 m (328 ft.)

Long-distance mode\*



250 m (820 ft.)

# Which EZVIZ W6 Switch is right for you?



Model	CS-W6-SD05G	CS-W6-SD05GP	CS-W6-SD09G	CS-W6-SD09GP
PoE	No	√	No	√
# Gigabit Ethernet Ports	5 × 1G	5 × 1G (Ports 1-4 support PoE)	9 × 1G	9 × 1G (Ports 1-8 support PoE)
Output Power	5W	50W	9W	90W
Power Supply	DC 12V ±10%	DC 48V ±10%	DC 12V ±10%	DC 48V ±10%
Exchange Capacity	10 Gbps	10 Gbps	18 Gbps	18 Gbps
Weight	243 g (0.54 lb)	254 g (0.56 lb)	370 g (0.82 lb)	375 g (0.83 lb)

# Specifications CS-W6-SD09GP

Number of Ports	9
Network Standard	IEEE 802.3, IEEE 802.3u, IEEE 802.3ab, IEEE 802.3x, IEEE 802.3af, IEEE 802.3at
Ports	9 Ports with 1000 Mbps RJ45, ports 1-8 support PoE
Exchange Capacity	18 Gbps
Power Consumption	90W
Power Supply	DC 48V $\pm$ 10%
Dimensions	196 × 95 × 27 mm (7.72 × 3.74 × 1.06 inch)
Packaging Dimensions	286 × 238 × 77 mm (11.26 × 9.37 × 3.03 inch)
Power Cable Length	2.5 m (8.2 ft.)
Weight	375 g (0.83 lb)

## In the box:

- W6 Switch
- Power adapter 2.5 m (8.2 ft.)
- Anchor × 2
- Rubber Cap × 4
- Quick Start Guide

## Operating Conditions:

- Temperature: 0°C to 40°C (32°F to 104°F)
- Humidity: 90% or less

## Certifications:

UL / FCC / CE / RoHS / REACH / WEEE

Specifications are subject to change without notice. "EZVIZ", "EZVIZ" and other EZVIZ's trademarks and logos are the properties of EZVIZ in various jurisdictions. Other brands and product names are trademarks or registered trademarks of their respective holders.

<https://www.ezvizlife.com/>